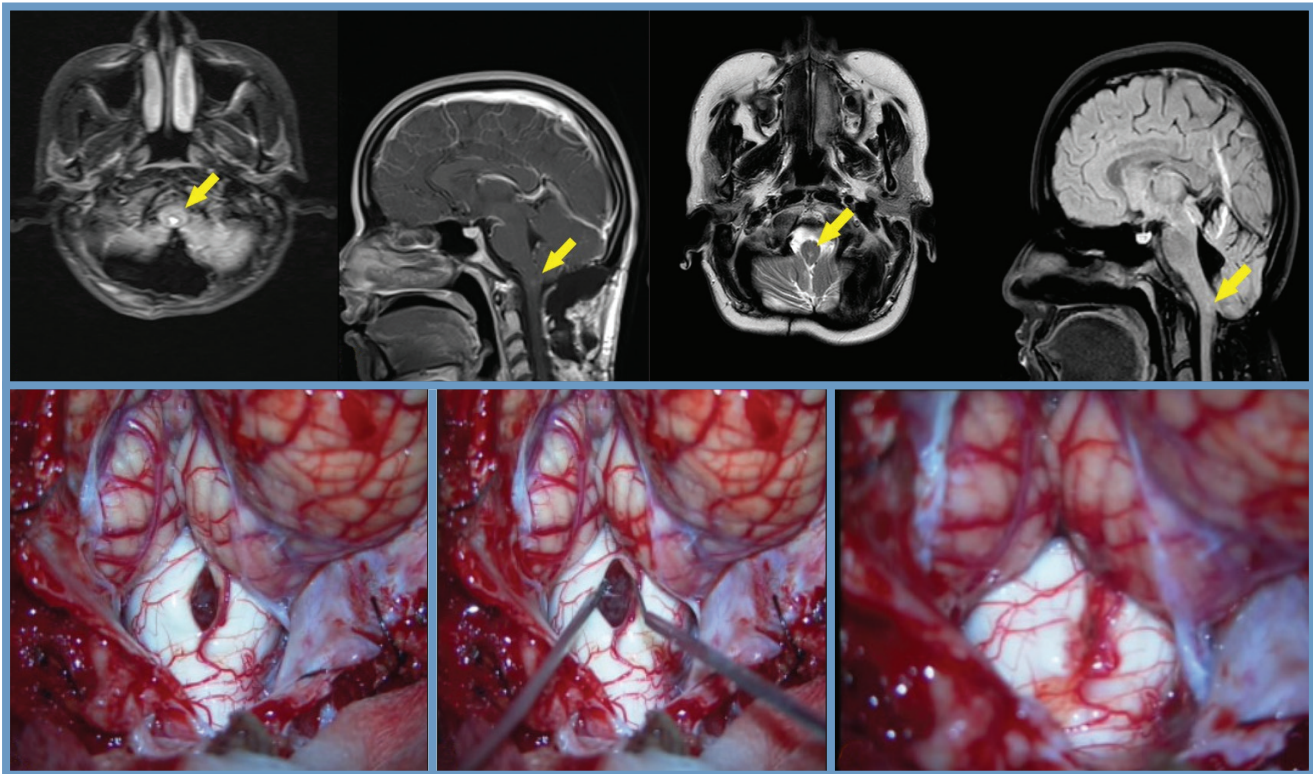




# Turkish Neurosurgery

Official Journal of the Turkish Neurosurgical Society





# Turkish Neurosurgery

Official Journal of the Turkish Neurosurgical Society

TURKISH NEUROSURGICAL SOCIETY

Volume: 30 Number: 5 Year: 2020

www.turkishneurosurgery.org.tr

## PRESIDENTS

Nurhan Avman	1985-1986
Aykut Erbenği	1986-1987
Özdemir Gürçay	1988-1988
Tunçalp Özgen	1988-1989
Yücel Kanpolat	1989-1990
Osman E. Özcan	1990-1992
Ertekin Arasil	1992-1993
Yamaç Taşkın	1993-1995
Yücel Kanpolat	1995-1996
Nur Altınörs	1996-1997
M. Kemali Baykaner	1997-1998
Kaya Aksoy	1998-2000
Necmettin Pamir	2000-2002
Nurcan Özdamar	2002-2004
Selçuk Palaoğlu	2004-2006
Mehmet Zileli	2006-2008
Ethem Beşkonaklı	2008-2010
Murad Bavbek	2010-2012
Uğur Türe	2012-2014
Zeki Şekerci	2014-2016
Talat Kırış	2016-2017
Şükrü Çağlar	2017-2018
Savaş Ceylan	2018-

## EDITORS

Tunçalp Özgen	1989-1989
Yücel Kanpolat	1989-1990
Osman E. Özcan	1990-1992
Selçuk Palaoğlu	1992-1994
Nur Altınörs	1994-1995
Selçuk Palaoğlu	1995-1996
Zafer Kars	1996-1998
Kaya Aksoy	1998-2000
Murad Bavbek	2000-2003
Erdener Timurkaynak	2003-2004
Kemal Benli	2004-2006
Hakan Caner	2007-2013
Deniz Belen	2014-2015
Talat Kırış	2015-2016
Selçuk Peker	2016-2018
Cem Yılmaz	2018-

Turkish Neurosurgery has been accepted for indexing in: SCIENCE CITATION INDEX EXPANDED, INDEX MEDICUS, MEDLINE, PubMed, Scopus, TR Index

Impact Factor : 0.963  
5yr-Impact Factor : 0.934

ISI Web of Knowledge<sup>SM</sup>, Journal Citation Reports<sup>®</sup>, 2019 JCR Science Edition

## Editor-in-Chief:

Cem Yılmaz : cemerimiyilmaz@gmail.com

## Section Editors:

Dattatraya Muzumdar (Neurooncology)	: dmuzumdar@hotmail.com
Hidekazu Kobayashi (Cerebrovascular Surgery)	: hidek-fchs@kbh.biglobe.ne.jp
Gianpiero Tamburrini (Pediatric Neurosurgery)	: gianpiero.tamburrini@rm.unicatt.it
R. Kemal Koç (Spinal Surgery)	: kocrk@erciyes.edu.tr
Ahmet Bekar (Functional Neurosurgery)	: dr_ahmet_bekar@hotmail.com
Andreas Unterberg (Neurotrauma)	: andreas.unterberg@med.uni-heidelberg.de
Hakan Karabağlı (General Neurosurgery)	: hakankarabaagli@yahoo.com

## Associate Editors:

Selim Ayhan : selim_ayhan@yahoo.com	Bora Güner : boraguner@gmail.com
Erdinç Civelek : civsurgeon@yahoo.com	Ender Köktekir : enderkoktekirns@hotmail.com
Emrah Çeltikçi : drceltikci@gmail.com	Emre Özkara : dremeozkara@gmail.com
Uygur Er : uygurer@gmail.com	Fikret Şahintürk : fikretsahinturk@gmail.com

## Medical Ethics Advisor:

Dr. Nesrin Çobanoğlu

## ADVISORY BOARD

Aviva Abosch, USA	Murat Günel, USA	Lukas Rasulic, Serbia
Feridun Acar, Turkey	Murat Hancı, Turkey	Guilherme Carvalhal Ribas, Brasil
Gökhan Akdemir, Turkey	Juha Hernesniemi, Finland	Concezio Di Rocco, Italy
Nejat Akalan, Turkey	Servet İnci, Turkey	James T. Rutka, Canada
Ossama Al-Mefty, USA	Juha E Jääskeläinen, Finland	Burak Sade, Turkey
Nur Altınörs, Turkey	Erkan Kaptanoğlu, Turkey	Madjid Samii, Germany
Nuri Arda, Turkey	Feyza Karagöz Güzey, Turkey	Ali Savaş, Turkey
Ali Arslantaş, Turkey	Takesi Kawase, Japan	Daniel Sciubba, USA
Emel Avci, Turkey	Andrew H. Kaye, Australia	Laligam Sekhar, USA
Şükrü Aykol, Turkey	Memduh Kaymaz, Turkey	Nathan Selden, USA
Mustafa K. Başkaya, USA	M. Yaşar Kaynar, Turkey	Franco Servadei, Italy
Murad Bavbek, Turkey	Evren Keleş, Turkey	Konstantin V. Slavin, USA
Ahmet Bekar, Turkey	Douglas Kondziolka, USA	İhsan Solaroğlu, Turkey
Ahmet Deniz Belen, Turkey	Kadir Kotil, Turkey	Robert F. Spetzler, USA
Edward C. Benzel, USA	Basant Kumar Misra, India	Alparslan Şenel, Turkey
Mustafa Berker, Turkey	Boris Krischek, Germany	Sait Şirin, Turkey
Ethem Beşkonaklı, Turkey	Ali Krisht, USA	Necmettin Tannöver, Turkey
Luis Borba, Brasil	Christer Lindquist, UK	Morcos Tatagiba, Germany
Kim Burchiel, USA	L. Dade Lunsford, USA	Yasin Temel, The Netherlands
Paolo Capabianca, Italy	Jacques Morcos, USA	Nicolas De Tribolet, Switzerland
Fady Charbel, USA	Melike Mut, Turkey	Uğur Türe, Turkey
Şükrü Çağlar, Turkey	Sait Naderi, Turkey	Tanju Uçar, Turkey
Mehmet Daneyemez, Turkey	Evandro de Oliveira, Brasil	Ağahan Ünlü, Turkey
Gilbert Deschambenoit, France	Kenji Ohata, Japan	Peter Vajkoczy, Germany
İlhan Elmacı, Turkey	Nezih Oktar, Turkey	M. Gazi Yaşargil, Turkey
Micheal Fehlings, Canada	Fahir Özer, Turkey	Selçuk Yılmazlar, Turkey
Atul Goel, India	Selçuk Palaoğlu, Turkey	Mehmet Zileli, Turkey
Ziya Gökaslan, USA	Necmettin Pamir, Turkey	İbrahim M. Ziyal, Turkey

Checking References: Aytaç Yıldızeli

Secretary : Mukadder Karakaya Çerçi, Nurhan Şen

Plagiarism Report: Hüseyin Körpeoğlu

Web site design: Pleksus Information Technology

# Turkish Neurosurgery

Volume: 30 Number: 5 Year: 2020

Official Journal of the Turkish Neurosurgical Society

Turkish Neurosurgery is published six times per year (bimonthly) by the Turkish Neurosurgical Society (January, March, May, July, September, and November)

Owned and controlled by the Turkish Neurosurgical Society

Copyright owner on behalf of the Turkish Neurosurgical Society:

**Savaş CEYLAN**

Publishing Manager:

**Ünal ÖZÜM**

Key title: Turkish Neurosurgery

Abbreviated key title: Turk Neurosurg

www.turkishneurosurgery.org.tr

**ISSN:** 1019-5149, **E-ISSN:** 2651-5032

**NLM ID:** 9423821

**Subscription:** Sent free to the Turkish Neurosurgical Society members.

**Non-members should contact:** editor@turkishneurosurgery.org.tr

**2020 Non-member Subscription Rates:**

Within Turkey 600 TL, Outside Turkey 100 Euro

**Publishing services, editing and printing**

BULUŞ DESIGN AND PRINTING SERVICES COMPANY

Bahriye Üçok Caddesi 9/1 Beşevler, 06500 Ankara, Turkey

Phone: +90 312 222 44 06 Fax: +90 312 222 44 07

www.bulustasarim.com.tr

**Advertisement:** editor@turkishneurosurgery.org.tr

This issue is published as: 100 copies.

Printing Date: 21.09.2020

Cover picture: Arslan, p. 768

Turkish Neurosurgical Society

Taşkent Caddesi 13/4 06500 Bahçelievler, Ankara/TURKEY

Phone: +90 312 212 64 08 Fax : +90 312 215 46 26

E-mail: info@turknorosirurji.org.tr

www.turknorosirurji.org.tr www.turkishneurosurgery.org.tr

**Yayın Türü:** Yaygın süreli yayın

**Yayın Sahibi:** Türk Nöroşirürji Derneği adına Savaş CEYLAN

**Sorumlu Yazı İşleri Müdürü:** Ünal ÖZÜM

5187 Sayılı Basın Yasasının 7. maddesi uyarınca dergi künyesinin Türkçesi belirtilmiştir.

Review of the articles in the journal to make sure they conform to publishing standards, typesetting, the review of English abstract and sources, getting the journal ready for publication and finally the publishing process has been the responsibility of Buluş Design and Printing Services Company.

The paper used to print this journal conforms to ISO 9706: 1994 standard (Requirements for Permanence).

The National Library of Medicine suggests that biomedical publications be printed on acid-free paper (alkaline paper).



## ENVIRONMENTAL INFORMATION

The company that manufactures the paper used in this journal has an ISO 14001 environmental management certificate. The company obtains all wood fiber in a sustainable manner. The forests and plantations of the company are certified. The water used in production is purified and used after recovery.

Heavy metals or film are not used for the publication of this journal. The fluids used for developing the aluminum printing templates are purified. The templates are recycled. The inks used for printing do not contain toxic heavy metals.

**This journal can be recycled. Please dispose of it in recycling containers.**

## INSTRUCTION TO THE AUTHORS

### Journal Description

**Turkish Neurosurgery** is a peer-reviewed, multidisciplinary, open access and totally free journal directed at an audience of neurosurgery physicians and scientists. The official language of the journal is *English*. The journal publishes original articles in the form of clinical and basic research. *Turkish Neurosurgery* will only publish studies that have institutional review board (IRB) approval and have strictly observed an acceptable follow-up period. With the exception of reference presentation, *Turkish Neurosurgery* requires that all manuscripts be prepared in accordance with the *Uniform Requirements for Manuscripts Submitted to Biomedical Journals*.

Turkish Neurosurgery periodically publishes the following papers: Research (Original Investigation, Clinical and Experimental Studies), Review Article, Case Report, Letter to Editor, Technical Note and Turkish Neuro-Excursion.

Our mission is providing a scientific forum relevant to neurosurgeons and health care providers.

### Open Access Policy

Science is and should be free.

As the Turkish Neurosurgery Journal, we believe science is a common denominator of the humanity which should be publicly available and free. Since its establishment in 1989, all our effort and workforce were based on volunteers and their efforts. We have never been a profit seeking organization. Turkish Neurosurgery is a non-profit scientific publishing organization and it is the official journal of Turkish Neurosurgical Society.

Turkish Neurosurgery is and will be an open access journal which no one is required to pay for publishing or accessing its content. Turkish Neurosurgery does not demand any publication, accession or figure fee from authors or readers.

### Manuscript Submission

Authors are to submit their manuscripts through the web based tracking system at <http://www.turkishneurosurgery.org.tr>. The site contains instructions and advice on how to submit manuscripts, guidance on the creation / scanning and saving of electronic art and supporting documentation. **ORCID** identifier (ID) is required for **ALL** authors during the submission process. **ORCID ID** can be obtained free of charge at <http://orcid.org>. **E-mail address of all authors** should also be provided during the submission process. In addition to allowing authors to submit manuscripts on the web, the site allows authors to follow the progression of their manuscript through the peer review process. Authors who submit their manuscripts through the web-based tracking system are asked **not** to send hard copies of the manuscript to the editorial office. Please address all inquiries regarding manuscripts not yet accepted or published to the Journal's

editorial office. The editorial office will acknowledge receipt of your manuscript and will send you a manuscript number for reference.

### Before submission please ensure that:

One author has been designated as the correspondent with full contact details including e-mail address, postal address and phone number. In any case of editorial board could not contact with the corresponding author, Turkish Neurosurgery journal have the right to decide what is appropriate.

### Submission Checklist;

- 1) Your title page is in .doc or .docx format, includes title of your manuscript, author names, affiliations and ORCID numbers, name and full contact information of corresponding author, running title and keywords in this order. The Journal is not responsible for published misspelled names due to author error and the title page **must be uploaded as a separate file**. Running Head in the title page should be no more than three to five words from the title, and should NOT include the authors' names.
- 2) Your main document is in .doc or .docx format includes **structured abstract, key words, abbreviation list, structured main text, disclosure and conflicts of interest, references and figure legends** sections in this order. Structured main text should be organized as **Introduction, Material and Methods, Results, Discussion, and Conclusion**. Do not add any information about institution names. Also do not add figures and tables in the main document. **Be sure your main document is written in Calibri or Times New Roman, line gap set to double spaced and justified on both sides**. Journal's official language is English. Refer to drugs and therapeutic agents by their accepted generic or chemical names, and do not abbreviate them. Use code numbers only when a generic name is not yet available. In that case, supply the chemical name and a figure giving the chemical structure of the drug. Capitalize the trade names of drugs and place them in parentheses after the generic names. To comply with trademark law, include the name and location (city and country) of the manufacturer of any drug, supply, or equipment mentioned in the manuscript. Use the metric system to express the units of measure and degrees Celsius to express temperatures, and SI units rather than conventional units. Define abbreviations at first mention in text and in each table and figure. If a brand name is cited, supply the manufacturer's name and address (city and state/country).
- 3) All your figures are in **TIFF** format. Color figures should have a resolution of at least **300 dpi**, black and white figures should have a resolution of at least **600 dpi**. Turkish Neurosurgery does not demand any color figure fee.

- 4) All your video files are in .mpeg and .mp4 format, not longer than 10 minutes, and not bigger than 40 MB. Video files should include an embedded audio narration and subtitles in English.
- 5) All your tables are in .doc or .docx format, created using the table creating and editing feature of the word processing software. Do not use Excel or comparable software. Upload a single text file which includes **ALL the tables in separate pages**. Cite tables consecutively in the text, and number them in that order. Key each on a separate sheet, include the table title, appropriate column heads, and explanatory legends (including definitions of any **abbreviations** used). Do not embed tables within the main text.

If your manuscript does not meet these requirements, manuscript **WILL BE RETURNED** to the corresponding author for technical revision before undergoing peer review.

### Submission Steps

1. Upload signed copyright form by the corresponding author which is available at [http://neurosurgery.dergisi.org/submit/Copyright\\_transfer\\_form.pdf](http://neurosurgery.dergisi.org/submit/Copyright_transfer_form.pdf). Choose your manuscript type and click continue.
2. Add names of institutions of all authors. If one or more author has affiliation with more institutions, specify it in the title page. Then click continue.
3. Write last name and first name of all authors. Add their institution numbers, e-mails and ORCID numbers. Standard page appears with spaces enough for 8 author names. If your paper has more authors, please fill all the first 8 authors names and affiliations then click add author. Without filling all required fields, you cannot add more authors. Do not use abbreviations in the author names. Then click continue.
4. Write the title of the manuscript. If the title contains special characters use the left below table. You can copy-paste the title from your title page. Then click continue.
5. Write the abstract of your manuscript to the field. Abstracts should be structured including Aim, Material and Methods, Results and Conclusion. **Abstracts should not exceed 300 words. There is no need of Turkish abstract.** Then click continue.
6. Write the keywords separated by commas. Please use keywords from <https://meshb.nlm.nih.gov/search>. Then click continue.
7. Click the appropriate answer stating if your manuscript has not been published and / or is not being considered for publication elsewhere or your manuscript was presented in the congress indicated below and was published in abstract form in the proceedings of the congress. Then write your cover letter to the editor to the field. Then click continue.
8. Upload your manuscript files. Be sure your files are main document (manuscript), figure(s), video(s), title page, and

table(s). For every file, write the description of your file and click upload button. The names of the files you have submitted should not resemble the names or institutions of the authors. Be sure all your text files are in .doc or .docx format. When you are sure you uploaded all your files click continue.

9. When you complete all the submission process click approve for all the files you want to submit and click **Submit your Manuscript** button.

### Revised Submission

Author's comments to the reviewers are required for revised submissions. Authors must address all the reviewer's concerns/suggestions and whether the change was made or not. Authors must also highlight the changes made within the text. Do not track the additions or deletions to the manuscript. If the authors do not want to revise the manuscript within a period of **two months**, the manuscript will be declined.

### Ethics, patient anonymity and informed consent:

It is the author's responsibility to ensure that a patient's anonymity is carefully protected and to verify that any experimental investigation with human subjects reported in the manuscript was performed with informed consent and followed all the guidelines for experimental studies with human subjects required by the institution(s) with which all the authors are affiliated. Authors should mask patients' eyes, private parts and remove patients' names from all figures. Editorial board of the Turkish Neurosurgery have the right to demand ethical committee forms or informed consent forms **at any stage of the submission and publication**. All animal experiments should comply with the ARRIVE guidelines <https://www.nc3rs.org.uk/arrive-guidelines>. Also, Editorial board of the Turkish Neurosurgery have the right to withdraw any paper, even it is accepted, if there is any ethical issue.

Authorship should be limited to those who have made a significant contribution to the conception, design, execution, or interpretation of the reported study. The authors should ensure that they have written entirely original works, and if the authors have used the work and/or words of others, that this has been appropriately cited or quoted. Editorial board of the Turkish Neurosurgery have the right to withdraw any paper if there is any plagiarism. All submissions must include disclosure of all relationships that could be viewed as presenting a potential conflict of interest. All authors must disclose any financial and personal relationships with other people or organizations that could inappropriately influence (bias) their work. Examples of potential competing interests include employment, consultancies, stock ownership, honoraria, paid expert testimony, patent applications/registrations, and grants or other funding. Authors must disclose any interests in the disclosure and conflicts of interest section of the main document.

### Authorship Change

Authors are expected to consider carefully the list and order of authors before submitting their manuscript and provide the definitive list of authors at the time of the original submission.

Any addition, deletion or rearrangement of author names in the authorship list after submitting the paper is **inappropriate and prohibited**. Authors should **withdraw** their paper if there is a need for authorship change.

### Types of Manuscripts

**Turkish Neuro-Excursion:** The editor will invite experts for these special types of papers which may cover a broad spectrum in various fields of medicine, science, art, history, law as well as any important theme on actuality other than core neurosurgery. The number of words, figures, tables and references are not restricted.

**Research (Original Investigation, Clinical and Experimental Studies):** The main text should not exceed 4500 words **excluding the** references, tables, and figure legends for original articles, including randomized controlled trials, observational (cohort, case-control or cross-sectional) studies, diagnostic accuracy studies, nonrandomized behavioral and public health intervention trials, experimental animal trials and any other retrospective or prospective clinical or experimental studies. The number of figures, tables, videos and references are not restricted. The specifications for figures and video files are given.

**Review Article:** All review articles should be systematic reviews and meta-analyses. A systematic review protocol describes the rationale, hypothesis, and planned methods of the review. It should be prepared before a review is started and used as a guide to carry out the review. Turkish Neurosurgery no more accept papers as “Case Report and Review of the Literature”. All systematic reviews and meta-analyses **SHOULD COMPLY** with PRISMA guidelines <http://www.prisma-statement.org/>. Systematic reviews and meta analyses **SHOULD INCLUDE** a CONSORT Flow Diagram <http://www.consort-statement.org/consort-statement/flow-diagram>. Any systematic review and meta-analysis without a CONSORT Flow Diagram will be rejected.

**Case Report:** Turkish Neurosurgery values **demonstrative and unique case reports** with **high quality figures**. A case report should be so clear and easy to understand that the reader could replicate the case in his/her daily practice. Word count must not exceed 1500 (excluding references, tables, and figure legends). Case reports cannot have more than 15 references, and 6 figures or tables. Turkish Neurosurgery **does not accept** papers as “**Case Report and Review of the Literature**” anymore.

**Technical Note:** Turkish Neurosurgery values **demonstrative technical notes** with **high quality figures**. Technical notes reinforced with high-quality anatomical studies are welcome. A technical note should be so clear and easy to understand that the reader could replicate the technique in the operating room or on cadaveric specimen. The number of words must not exceed 2000, and there should not be more than 20 references. The number of figures and tables are not restricted.

**Letter to the Editor:** Letters should refer to the title and authors of a recent Turkish Neurosurgery article. The letter should be no longer than 300 words with no more than 3

references. Unpublished data should not be used. Letters to the Editor are sent to the article authors for response. The Editor-in-Chief makes the final decision on whether letters to the editor and the responses are published.

### References

The authors are responsible for the accuracy of the references. Key the references (double-spaced) at the end of the manuscript. Cite references in text in alphabetical order within parentheses. Do not link the references to the text. Cite unpublished data, such as papers submitted but not yet accepted for publication or personal communications, in parentheses in the text. **Do not use “et al” in the references.** List all the authors of the reference. Refer to the List of Journals Indexed in Index Medicus for abbreviations of journal names or access the list at “<http://www.nlm.nih.gov/tsd/serials/lji.html>”. Also reference styles for Zotero and EndNote are available on the Journal’s Home Page.

#### Sample references are given below:

##### A. Journal article

Guiot BH, Khoo LT, Fessler RG: A minimally invasive technique for decompression of the lumbar spine. *Turk Neurosurg* 27: 432-438, 2002

##### B. Additional example

Altınörs N, Kars Z, Arda N, Şenveli E, Türker A, Çınar N: Spinal extradural metastasis of medulloblastoma. *Turk Neurosurg Suppl* 1: 144, 1989

##### C. Book chapter

Sweitzer S, Arruda J, DeLeo J: The cytokine challenge: Methods for the detection of central cytokines in rodent models of persistent pain. In: Kruger L (ed), *Methods in Pain Research*. Boca Raton, FL: CRC Press, 2001: 109-132

##### D. Entire book

Atlas SW: *Magnetic Resonance Imaging of the Brain and Spine*. Philadelphia: Lippincott Williams & Wilkins, 2001

##### E. Example of thesis

Kanpolat Y: Experimental percutaneous access to the trigeminal ganglion and the histopathological evaluation of radiofrequency thermic lesion (Unpublished dissertation), Ankara: Ankara University, 1978:1- 52

##### F. Software

Epi Info [computer program]. Version 6. Atlanta: Centers for Disease Control and Prevention, 1994

##### G. Online journals

Friedman SA. Preeclampsia: A review of the role of prostaglandins. *Obstet Gynecol* [serial online]. January 1988;71:22-37. Available from: BRS Information Technologies, McLean, VA. Accessed December 15, 1990

##### H. Database

CANCERNET-PDQ [database online]. Bethesda, MD: National Cancer Institute, 1996. Updated March 29, 1996

## I. World Wide Web

Gostin LO. Drug use and HIV/AIDS [JAMA HIV/AIDS web site]. June 1, 1996. Available at: <http://www.ama-assn.org/special/hiv/ethics>. Accessed June 26, 1997

### AFTER ACCEPTANCE

#### Online proof correction

Corresponding authors will receive an e-mail including final PDF version of their manuscript. Authors are obligated to proofreading their manuscript in 72 hours.

Turkish Neurosurgery workflow processes to get your article published quickly and accurately. Please use this proof only for checking the typesetting, editing, completeness and correctness of the text, tables and figures. Significant changes to the article as accepted for publication will only be considered at this stage with permission from the Editor. It is important to ensure that all corrections are sent back

to us in one communication. Please check carefully before replying, as inclusion of any subsequent corrections cannot be guaranteed. Proofreading is solely your responsibility. **Authorship change is not accepted during proofreading and is prohibited.**

**Reprints:** Reprint requests should be faxed or e-mailed with the corrected proofs by the corresponding author, if needed. Reprints are normally shipped 6 to 8 weeks after publication of the issue in which the item appears. Contact with the Publisher: Bulus Tasarim, Bahriye Üçok Caddesi 9/1, Beşevler, Ankara, TURKEY.

Phone: +90 312 222 44 06 Fax: +90 312 222 44 07

e-mail: [bulus@bulustasarim.com.tr](mailto:bulus@bulustasarim.com.tr)

The price for 2 sets of Hardcopy journal + shipping is approximately\* 300 TL (~35 EUR).

*\*Depend on shipping cost. Please contact Bulus Tasarim.*

#### Manuscript Checklist (before submission. For author reference only)

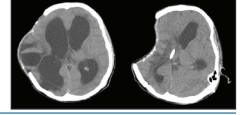
1. ORCID identifier (ID) is required for all authors during the submission process.   
ORCID ID can be obtained free of charge at <http://orcid.org>
2. E-mail address of all authors should be provided during the submission process.
3. Title page 
  - Title (brief, definite, didactic)
  - Corresponding author designated, and full mailing address included on title page
  - E-mail address of corresponding author included on title page
  - Running head
  - Permission to reproduce copyrighted materials or signed patient consent forms
  - Acknowledgements listed for grants, technical support, and corporate support on title page
4. Structured abstract with key words (250 words)
5. Manuscript text with page numbers [Microsoft Word (.doc)] (without author names and affiliations)
6. Figure legends
7. Tables (Word, Wordperfect)
8. Figures (TIFF)
9. Videos (avi, mpeg, mp4) with narration
10. References double-spaced and cited in alphabetical order

## ORIGINAL INVESTIGATIONS

637

**A Clinical Experience with Decompressive Craniectomy**

Ozgur DEMIR, Fatih Ersay DENIZ



643

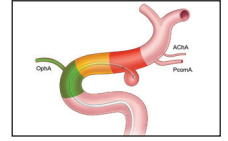
**Interobserver Variability in Mitotic Count for Meningioma Grading: How Can We Reduce It?**

Ismail SAYGIN, Emel CAKIR, Mustafa Emre ERCIN

651

**Geometric Classification of Paraclinoid Aneurysms for Microcatheter Superselection in Coil Embolization**

Yeongu CHUNG, Jiwook RYU, Eui Jong KIM, Sung Ho LEE, Seok Keun CHOI



658

**The Effect of Indicators of Systemic Inflammatory Response on Survival in Glioblastoma Multiforme**

Ozlem MERMUT, Berrin INANC

666

**The Effect of Alpha Lipoic Acid on Cerebrospinal Fluid Biochemistry and Brain Edema After Experimental Traumatic Brain Injury**

Halil KUL, Haydar CELIK, Adem KURTULUS, Ayhan TEKINER, Yavuz ERDEM, Gulnur KUL, Mehmet Akif BAYAR

673

**Analysis of Research Productivity of Neurosurgical Residents in Turkey and Publication Rates of Theses**

Can SARICA, Ozden AKSU SAYMAN

679

**Vertebroplasty with Decompression for Epidural Extending Vertebral Hemangiomas: An Alternative Technique**

Orkun KOBAN, Ahmet OGRENCI, Mesut YILMAZ, Sedat DALBAYRAK

685

**Melatonin Attenuates White Matter Injury via Reducing Oligodendrocyte Apoptosis After Subarachnoid Hemorrhage in Mice**

Dongdong LIU, Yushu DONG, Gen LI, Zheng ZOU, Guangzhi HAO, Hua FENG, Pengyu PAN, Guobiao LIANG

693

**Usefulness of Dual Volume Reconstruction of Three-dimensional Rotational Angiography in the Surgical Treatment of Spinal Vascular Malformations: Assessment of Image Similarity Between Angiography and Microscopy**

Dae Han CHOI, Chan Jong YOO, Woo Kyung KIM, Sang Gu LEE, Seong SON, Myeong Jin KIM

701

**Neuroendoscopic Technique for Recurrent Chronic Subdural Hematoma with Small Craniotomy**

Shinya ICHIMURA, Kento TAKAHARA, Masato NAKAYA, Keisuke YOSHIDA, Koji FUJII

**707** **The Application of an Enhanced Recovery After Surgery to Spine Instrumentation**  
Ebru TARIKCI KILIC, Necmi Onur TASTAN, Caner SARIKAYA, Sait NADERI

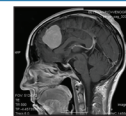
**714** **Inpatient Outcomes of Surgical Treatment for Spinal Tuberculosis: 10-Year Results from the US National Inpatient Sample**  
Guangwei SUN, Jingjing WU, Caibin GAO, Qiang LIU, Hucheng YUAN

**723** **Magnesium Acetyl Taurate Prevents Tissue Damage and Deterioration of Prosocial Behavior Related with Vasopressin Levels in Traumatic Brain Injured Rats**  
Ferda HOSGORLER, Basar KOC, Servet KIZILDAG, Selin CANPOLAT, Asuman ARGON, Asli KARAKILIC, Sevim KANDIS, Guven GUVENDI, Mehmet ATES, Nuri M. ARDA, Nazan UYSAL

**734** **Outcome Measurements for Pain Relief in Elderly Patients with Spinal Stenosis Undergoing Epidural Steroid Injection: Is Conservative Approach an Option?**  
Ali Muhittin TASDOGAN, Ebru TARIKCI KILIC

**739** **Percutaneous Spinal Cord Stimulation for Failed Back Surgery Syndrome: A Retrospective Study**  
Ferhat HARMAN, Seckin AYDIN, Savas SENCAN, Esra AKDENIZ, Yahya GUVENC, Ayten SARACOGLU, Can EYIGOR, Meltem UYAR, Osman Hakan GUNDUZ

**746** **Histopathological and Clinical Features as Prognostic Factors of Atypical Meningiomas**  
Pinar KARABAGLI, Hakan KARABAGLI, Zekiye MAVI, Fatih DEMIR, Eylem Yagmur OZKELES



**758** **Effect of Antithrombotic Therapy on Development of Acute Subdural Hematoma After Burr Hole Drainage of Chronic Subdural Hematoma**  
Mehmet Onur YUKSEL, Serdar CEVIK, Baris ERDOGAN, Tamer TUNCKALE, Salim KATAR, Semra ISIK, Tezcan CALISKAN, Sevket EVRAN

**763** **Effects of Lumbar Fusion Instrumentation Removal in Patients Who Experienced Continued Pain After Lumbar Spinal Fusion Surgery for Lumbar Degenerative Disease**  
Necati UCLER, Suleyman Rustu CAYLI

**768** **Surgical Results of Brainstem Cavernous Malformation Haemorrhage**  
Ali ARSLAN, Kerem Mazhar OZSOY, Semih Kivanc OLGUNER, Vedat ACIK, Ismail ISTEMEN, Baris ARSLAN, Yurdal GEZERCAN, Ali Ihsan OKTEN

## CASE REPORTS

**776** **Central Nervous System Strongyloides Stercoralis: A Case Report**  
Nezih OKTAR, Haluk M. OZER, Eren DEMIRTAS

**780** **Peripheral Facial Nerve Palsy After Ventriculoperitoneal Shunt Surgery: An Anatomical Perspective**  
Mehmet Ozgur YILMAZ, Ibrahim Taskin RAKICI, Adil Can KARAOGLU, Bilgehan SOLMAZ

## LETTERS TO EDITOR

- 784** “DTI-Based Neuronavigation Guided Eloquent Area Glioma Resection with Awake Craniotomy: Supra-Functional Resection of Eloquent Area Gliomas” by Akay A et al.  
William A FLÓREZ
- 
- 785** Letter to the Editor Regarding the Article on “Turkish Board of Neurological Surgery”  
Gokmen KAHIOGULLARI
- 
- 786** Timing of Shunt Insertion in Children with Neural Tube Defects and Hydrocephalus: A Clinical Study  
Ahmed ANSARI