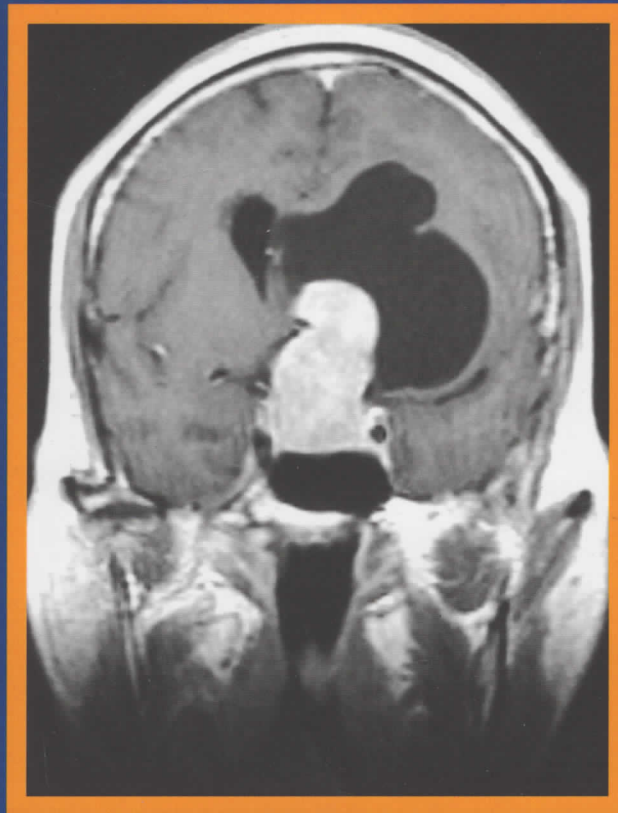


ISSN 1019-5149

# TURKISH NEUROSURGERY

Official Journal of the Turkish Neurosurgical Society



Volume 17 • Number 2 • Year 2007





# **TURKISH NEUROSURGERY**

Official Journal of the Turkish Neurosurgical Society

[www.turkishneurosurgery.org.tr](http://www.turkishneurosurgery.org.tr)

Volume: 17

Number: 2

Year: 2007



## TURKISH NEUROSURGICAL SOCIETY

### PRESIDENTS

Nurhan Avman	1985-1986
Aykut Erbeni	1986-1987
Özdemir Gürçay	1988-1988
Tunçalp Özgen	1988-1989
Yücel Kanpolat	1989-1990
Osman E. Özcan	1990-1992
Ertekin Arasil	1992-1993
Yamaç Taşkın	1993-1995
Yücel Kanpolat	1995-1996
Nur Altınörs	1996-1997
Kemali Baykaner	1997-1998
Kaya Aksoy	1998-2000
Necmettin Pamir	2000-2002
Nurcan Özdamar	2002-2004
Selçuk Palaoğlu	2004-2006
Mehmet Zileli	2006-

### EDITORS

Tunçalp Özgen	1989-1989
Yücel Kanpolat	1989-1990
Osman E. Özcan	1990-1992
Selçuk Palaoğlu	1992-1994
Nur Altınörs	1994-1995
Selçuk Palaoğlu	1995-1996
Zafer Kars	1996-1998
Kaya Aksoy	1998-2000
Murad Bavbek	2000-2003
Erdener Timurkaynak	2003-2004
Kemal Benli	2004-2006
Hakan Caner	2007-

### EXECUTIVE COMMITTEE

Mehmet Zileli
Etem Beşkonaklı
Ağahan Ünlü
İlhan Elmacı
Tuncer Süzer
Kemal Benli
Nihat Egemen
Mehmet Yaşar Kaynar
Hakan Seçkin
Süleyman Çaylı

### CENTRAL OFFICE

Mukadder Karakaya Çerçi

**Editor:** Hakan Caner

### Associate Editors:

Salih Gülşen	Hakan Seçkin	Burçak Bilginer
Bülent Düz	Sait Şirin	

**Secretary:** Mukadder Karakaya Çerçi

**Redaction:** Dr. Aydın Yuluğ

### Editorial Board:

Bektaş Açıkgöz, <i>Zonguldak</i>	Celal İplikçioğlu, <i>İstanbul</i>
Nejat Akalan, <i>Ankara</i>	Müfit Kalelioğlu, <i>İstanbul</i>
Hidayet Akdemir, <i>Kayseri</i>	Yücel Kanpolat, <i>Ankara</i>
Kaya Aksoy, <i>Bursa</i>	Zafer Kars, <i>Sivas</i>
Nur Altınörs, <i>Ankara</i>	Semih Keskil, <i>Ankara</i>
Nuri Arda, <i>İzmir</i>	Talat Kırış, <i>İstanbul</i>
İsmail Hakkı Aydın, <i>Erzurum</i>	Kemal Koç, <i>Kayseri</i>
Yunus Aydın, <i>İstanbul</i>	Ender Korfalı, <i>Bursa</i>
Orhan Barlas, <i>İstanbul</i>	Kayhan Kuzeyli, <i>Trabzon</i>
Murad Bavbek, <i>Ankara</i>	Tansu Mertol, <i>İzmir</i>
Kemali Baykaner, <i>Ankara</i>	Saffet Mutluer, <i>İzmir</i>
Alper Baysefer, <i>Konya</i>	Sait Naderi, <i>İstanbul</i>
Zafer Berkman, <i>İstanbul</i>	Nezih Oktar, <i>İzmir</i>
Etem Beşkonaklı, <i>Ankara</i>	Toygun Orbay, <i>Ankara</i>
Turgay Bilge, <i>İstanbul</i>	İzzet Övül, <i>İzmir</i>
Bülent Boyar, <i>Adana</i>	Nurcan Özdamar, <i>İzmir</i>
Ali Tuncay Canbolat, <i>İstanbul</i>	Memet Özek, <i>İstanbul</i>
Hakan Caner, <i>Ankara</i>	Fahir Özer, <i>İstanbul</i>
Savaş Ceylan, <i>Kocaeli</i>	Tunçalp Özgen, <i>Ankara</i>
Fahrettin Çelik, <i>Samsun</i>	Ertuğ Özkal, <i>Konya</i>
Necdet Çeviker, <i>Ankara</i>	Emin Özyurt, <i>İstanbul</i>
Sabahattin Çobanoğlu, <i>Edirne</i>	Selçuk Palaoğlu, <i>Ankara</i>
Ahmet Çolak, <i>İstanbul</i>	Necmettin Pamir, <i>İstanbul</i>
Haluk Deda, <i>Ankara</i>	Aydın Paşaoğlu, <i>Ankara</i>
Nusret Demircan, <i>İstanbul</i>	Ali Çetin Sarioğlu, <i>İstanbul</i>
Nihat Egemen, <i>Ankara</i>	Ali Savaş, <i>Ankara</i>
Atilla Erdem, <i>Ankara</i>	Mehmet Selçuki, <i>İzmir</i>
Pamir Erdinçler, <i>İstanbul</i>	Ahmet Selçuklu, <i>Kayseri</i>
M. Fikret Ergüngör, <i>Ankara</i>	Tuncer Süzer, <i>Denizli</i>
Yusuf Erşahin, <i>İzmir</i>	Kadir Tahta, <i>Denizli</i>
Nurperi Gazioğlu, <i>İstanbul</i>	Şevket Tektaş, <i>İzmir</i>
Ferruh Gezen, <i>Düzce</i>	Erdener Timurkaynak, <i>Ankara</i>
Abdulvahap Gök, <i>Gaziantep</i>	Halil Toplamaoğlu, <i>İstanbul</i>
Murat Göksel, <i>Ankara</i>	Recai Tuncer, <i>Antalya</i>
Engin Gönül, <i>Ankara</i>	İnan Turantan, <i>İstanbul</i>
Metin Güner, <i>İzmir</i>	Uğur Türe, <i>İstanbul</i>
Sebahattin Hacıyakupoğlu, <i>Adana</i>	Yusuf Tüzün, <i>Erzurum</i>
Murat Hancı, <i>İstanbul</i>	Mehmet Zileli, <i>İzmir</i>
Murat İmer, <i>İstanbul</i>	İbrahim Ziyal, <i>Ankara</i>
Servet İnci, <i>Ankara</i>	

### Turkish Neurosurgical Society

Taşkent Caddesi 13/4 06500 Bahçelievler, Ankara/TURKEY

Tel : +90 312-212 64 08 Fax : +90 312-215 46 26

E-mail: info@turknorosirurji.org.tr

www.turknorosirurji.org.tr

www.turkishneurosurgery.org.tr

# Turkish Neurosurgery

Volume: 17, Number: 2, Year: 2007

Official Journal of the Turkish  
Neurosurgical Society.

Published quarterly by the Turkish  
Neurosurgical Society

Owned and controlled by the Turkish  
Neurosurgical Society.

Copyright owner on behalf of the  
Turkish Neurosurgical Society:  
**Mehmet Zileli**

Key title: Turkish Neurosurgery  
Abbreviated key title: Turk Neurosurg  
www.turkishneurosurgery.org.tr

ISSN: 1019-5149

Subscription: Sent free to the Turkish  
Neurosurgical Society members.  
Non-members should contact the  
Society for subscription.

Publishing Services  
Buluş Design and Printing Services  
Company  
Bahriye Üçok Caddesi 9/1 Beşevler,  
06500 Ankara, Turkey  
Phone: +90 312 222 44 06 Fax: 222 44 07  
www.bulustasarim.com

Printing at  
Miki Matbaacılık San. ve Tic. Ltd. Şti.  
Matbaacılar Sanayi Sitesi 506 Sk. No: 27  
İvedik, Ankara, Turkey  
Phone: +90 312 395 21 28

This issue is published as  
1000 copies.  
Printing Date: 25.06.2007

Cover Page: Er, pp. 138

## Subdivision Editorial Consultants

Spinal Neurosurgery : Murat Hancı  
Pediatric Neurosurgery : Nejat Akalan  
Skull Base Surgery : Kazım Öner  
Epilepsy Surgery : Atilla Erdem

Trauma and Intensive Care : Murat Göksel  
Functional Neurosurgery : Bülent Boyar  
Vascular Neurosurgery : Nihat Egemen  
Neuro-oncology : Nezhik Ohtar  
Surgical Neuro-anatomy : Erdener Timurkaynak

## Editorial Consultants

### Neuroophthalmology

Pınar Aydın O'Dwyer, *Ankara*  
Tülay Kansu, *Ankara*

### Neuropharmacology

Eyüp Akarsu, *Ankara*  
Özden Palaoğlu, *Ankara*

### Neuroanesthesiology

Ülkü Aypar, *Ankara*  
Moiz Bahar, *İstanbul*

### Pediatric Neurology

Sabiha Aysun, *Ankara*  
Haluk Topaloğlu, *Ankara*

Cengiz Yalçınkaya, *İstanbul*

### Neuropathology

Çiçek Bayındır, *İstanbul*  
Esra Erden, *Ankara*  
Aydın Sav, *İstanbul*  
Figen Söylemezoğlu, *Ankara*

Şahsine Tolunay, *Bursa*

### Neuroradiology

Saruhan Çekirge, *Ankara*  
Canan Erzen, *İstanbul*  
Civan Işlak, *İstanbul*

### Neurology

Ufuk Can, *Ankara*  
Bülent Elibol, *Ankara*  
Cumhur Ertekin, *İzmir*  
Çiğdem Özkara, *İstanbul*  
Serap Saygi, *Ankara*

### Neurooncology

Fikri İçli, *Ankara*  
Ayşe Kars, *Ankara*

### Neurootology

Levent Sennaroğlu, *Ankara*

### Neuroanatomy

İbrahim Tekdemir, *Ankara*

### Infectious Diseases

Hande Arslan, *Ankara*

### Medical History

Berna Arda, *Ankara*

## International Advisory Board

Ossama Al-Mefty, *USA*  
Michael J. Apuzzo, *USA*  
Issam A. Awad, *USA*  
Mario Brock, *Germany*  
Peter M. Black, *USA*  
Fred J. Epstein, *USA*  
Rudolph Fahlbusch, *Germany*  
Fleming Gjerris, *Denmark*  
Ziya Gökaslan, *USA*  
John A. Jane, *USA*  
Neal F. Kassell, *USA*  
Takeshi Kawase, *Japan*  
Andrew H. Kaye, *Australia*  
Shigeaki Kobayashi, *Japan*  
Claude Lapras, *France*  
Edward R. Laws Jr, *USA*  
Joseph C. Maroon, *USA*  
David G. McLone, *USA*  
Evandro de Oliveira, *Brasil*  
Robert J. Ojemann, *USA*  
Albert L. Rhoton Jr, *USA*  
Concezio Di Rocco, *Italy*  
James T. Rutka, *Canada*  
Christian Sainte-Rose, *France*  
Majid Samii, *Germany*  
Laligam Sekhar, *USA*  
Bernd W. Scheitauer, *USA*  
Marc Sindou, *France*  
Robert F. Spetzler, *USA*  
Kintomo Takakura, *Japan*  
David GT Thomas, *UK*  
Nicolas de Tribolet, *Switzerland*  
M. Gazi Yaşargil, *USA*

## **INSTRUCTION TO THE AUTHORS**

**Turkish Neurosurgery** is a peer-reviewed, multidisciplinary journal directed at an audience of neurosurgery physicians and scientists. The official language of the journal is **English**. The journal publishes original articles in the form of clinical and basic research. *Turkish Neurosurgery* will only publish studies that have institutional review board (IRB) approval and have strictly observed a sufficient follow-up period. With the exception of reference presentation, *Turkish Neurosurgery* requires that all manuscripts be prepared in accordance with the *Uniform Requirements for Manuscripts Submitted to Biomedical Journals*.

Turkish Neurosurgery periodically publishes the following papers: Original article, Reviews, Clinical and Experimental Studies, Case Reports, Technical notes, Historical Perspective, and Letters to the editors.

### **Manuscript Submission**

Authors are to submit their manuscripts through the Web-based tracking system at <http://www.turkishneurosurgery.org.tr>. The site contains instructions and advice on how to submit manuscripts, guidance on the creation/scanning and saving of electronic art, and supporting documentation. In addition to allowing authors to submit manuscripts on the Web, the site allows authors to follow the progression of their manuscript through the peer review process. Authors who submit their manuscripts through the Web-based tracking system are asked not to send hard copies of the manuscript to the editorial office. Please address all inquiries regarding manuscripts not yet accepted or published to the Journal's editorial office. The editorial office will acknowledge receipt of your manuscript and will send you a manuscript number for reference.

### **Revised Submission**

Author's comments to the reviewers are required for revised submissions. Authors must address the reviewer's concerns/suggestions and whether the change was made or not. Authors must also highlight the changes made within the text. Do not track the additions or deletions to the manuscript. If the Authors do not want to revise the manuscript within a period of two months the manuscript will automatically be declined.

**Patient anonymity and informed consent:** It is the author's responsibility to ensure that a patient's anonymity is carefully protected and to verify that any experimental investigation with human subjects reported in the manuscript was performed with informed consent and followed all the guidelines for experimental studies with human subjects required by the institution(s) with which all the authors are affiliated. Authors should mask patients' eyes, private parts and remove patients' names from all figures.

**Copyright:** All authors must sign a copy of the Journal's "**Copyright Transfer/Conflict of Interest and Device Status Form**" and submit it to the Editorial Office if the manuscript is accepted for publication in Turkish Neurosurgery. The authors of all published material must sign this form at the time of manuscript acceptance.

**Permissions:** Authors must submit written permission from the copyright owner (usually the publisher) to use direct quotations, tables, or illustrations that have appeared in copyrighted form elsewhere, along with complete details about the source. Any permissions fees that might be required by the copyright owner are the responsibility of the authors requesting use of the borrowed material and not the Turkish Neurosurgical Society.

### **Preparation of Manuscript**

Manuscripts that do not adhere to the following instructions **WILL BE RETURNED** to the corresponding author for technical revision before undergoing peer review.

**General format:** All manuscripts should be submitted in English, and formatted for standard 8 1/2 x 11-inch (21 x 28-cm) paper with at least a 1-inch (2.5 cm) margin on all sides and double-spaced.

**Style:** Pattern manuscript style after the *American Medical Association Manual of Style* (9th edition), *Stedman's Medical Dictionary* (27th edition) and *Merriam Webster's Collegiate Dictionary* (10th edition) should be used as standard references. Refer to drugs and therapeutic agents by their accepted generic or chemical names, and do not abbreviate them. Use code numbers only when a generic name is not yet available. In that case, supply the chemical name and a figure giving the

chemical structure of the drug. Capitalize the trade names of drugs and place them in parentheses after the generic names. To comply with trademark law, include the name and location (city and state in USA; city and country outside USA) of the manufacturer of any drug, supply, or equipment mentioned in the manuscript. Use the metric system to express the units of measure and degrees Celsius to express temperatures, and SI units rather than conventional units.

**Submit the manuscript electronically via:** <http://www.turkishneurosurgery.org.tr> in the following order:

**1) Title page:** Include on the title page (a) complete manuscript title; (b) authors' full names, highest academic degrees, and affiliations; (c) name and address for correspondence, including fax number, telephone number, and e-mail address; (d) address for reprints if different from that of corresponding author; (e) sources of support that require acknowledgment; (f) any other acknowledgment the authors wish to include. Please verify that the spelling, order, and affiliation of each author are correct. The Journal is not responsible for published misspelled names due to author error. **A Running Head** should appear in the title page. The running head should be no more than three to five words from the title, and should NOT include the authors' names.

**2) Structured Abstract (only for clinical and experimental research papers),** and Key Words. The following subheads must be included in the Structured Abstract: **Objective (Background), Methods, Results, Conclusions.** Do not cite references in the abstract, and limit the use of abbreviations and acronyms. The structured abstract must **be no more than 200 words.** List three to eight **Key Words after the Abstract.** It is not necessary to provide a structured abstract for submissions to the Case Reports, Review article, Technical note, Historical article and Letters to the editor sections.

**3) Text:** Organize the manuscript into four main headings: **Introduction, Materials and Methods, Results, and Discussion.** For Clinical Trials, Experimental and Anatomic Studies and similar study designs, please attach the Ethical Committee Approval Form to the manuscript submission. Define abbreviations at first mention in text and in each table and figure. If a brand name is cited, supply the

manufacturer's name and address (city and state/country).

**Terms:** Do not use the term hardware. Acceptable substitutions include implants and instrumentation. Constructs or montage may be used if the reference is to a particular pattern of fixation points for the instrumentation.

**Abbreviations:** For a list of standard abbreviations, consult the Council of Biology Editors Style Guide (available from the Council of Science Editors, 9650 Rockville Pike, Bethesda, MD 20814) or other standard sources. Write out the full term for each abbreviation at its first use unless it is a standard unit of measure.

**4) References:** The authors are responsible for the accuracy of the references. Key the references (double-spaced) at the end of the manuscript. Cite references in text in alphabetical order. Do not link the references to the text. Cite unpublished data, such as papers submitted but not yet accepted for publication or personal communications, in parentheses in the text. List all authors of the reference. Refer to the List of Journals Indexed in Index Medicus for abbreviations of journal names, or access the list at <http://www.nlm.nih.gov/tsd/serials/lji.html>. Sample references are given below:

*Journal article*

1. Guiot BH, Khoo LT, Fessler RG. A minimally invasive technique for decompression of the lumbar spine. *Turkish Neurosurgery* 2002;27:432-8.

*Book chapter*

2. Sweitzer S, Arruda J, DeLeo J. The cytokine challenge: Methods for the detection of central cytokines in rodent models of persistent pain. In: Kruger L, ed. *Methods in Pain Research*. Boca Raton, FL: CRC Press, 2001:109-32.

*Entire book*

3. Atlas SW. *Magnetic Resonance Imaging of the Brain and Spine*. Philadelphia: Lippincott Williams & Wilkins, 2001.

*Software*

4. *Epi Info* [computer program]. Version 6. Atlanta: Centers for Disease Control and Prevention, 1994.

*Online journals*

5. Friedman SA. Preeclampsia: A review of the role

of prostaglandins. *Obstet Gynecol* [serial online]. January 1988;71:22-37. Available from: BRS Information Technologies, McLean, VA. Accessed December 15, 1990.

#### *Database*

6. CANCERNET-PDQ [database online]. Bethesda, MD: National Cancer Institute, 1996. Updated March 29, 1996.

#### *World Wide Web*

7. Gostin LO. Drug use and HIV/AIDS [JAMA HIV/AIDS web site]. June 1, 1996. Available at: <http://www.ama-assn.org/special/hiv/ethics>. Accessed June 26, 1997.

### 5) Tables and Figures:

**Tables:** Create tables in word format using the table creating and editing feature of your word processing software. Do not use Excel or comparable spreadsheet programs. **Tables should not exceed page width of 41 picas or 17.5 cm.** Supply tables together in a separate file. Cite tables consecutively in the text, and number them in that order. Key each on a separate sheet, include the table title, appropriate column heads, and explanatory legends (including definitions of any abbreviations used). **Do not embed tables within the body of the manuscript.** They should be self-explanatory and should supplement, rather than duplicate, the material in the text.

**Digital Figures:** All electronic art can be submitted through the Web-based tracking system <http://www.turkishneurosurgery.org.tr>

**1. Format:** Electronic art should be created/scanned and saved and submitted either as a **JPEG file**.

**2. Sizing and Resolution:** Line art must have a resolution of at least 1200 dpi (dots per inch), and electronic photographs, radiographs, CT scans, and scanned images must have a resolution of at least 300 dpi. Figures should be sized to fit either 1 column (20 picas/8.4 cm), 1 1/2 columns (30 picas/12.65 cm OR 2 columns (41 picas/17.5 cm) on a page. Sizing and Resolution can be checked through the free Sheridan Digital art checker at <http://dx.sheridan.com/onl>

**3. Fonts:** If fonts are used in the artwork, they must be converted to paths or outlines or they must be embedded in the files. Fonts must be 8 pt and be sized consistently throughout the artwork. The best font to use is Helvetica.

**Figure legends:** Legends must be submitted for all figures. They should be brief and specific and less than 150 characters or approximately 50 words. List figure legends on a separate page at the end of the manuscript text.

**Color figures:** The journal accepts for publication color figures that will enhance an article. **Authors who submit color figures will receive an estimate of the cost for color reproduction.** If they decide not to pay for color reproduction, they can request that the figures be converted to black and white at no charge. The authors may also request that their color figures be posted online only.

### Manuscript Checklist (before submission. For author reference only)

1. Title page
  - Corresponding author designated, and full mailing address included on title page
  - E-mail address of corresponding author included on title page
  - Running head
  - Permission to reproduce copyrighted materials or signed patient consent forms
  - Acknowledgments listed for grants, technical support, and corporate support on title page
2. Structured abstract with key words (200 words)
3. Manuscript text with page numbers
4. Figure legends
5. Tables (Word, Wordperfect)
6. Figures (jpeg)
7. References double-spaced and cited in alphabetical order

**Letter to the Editor:** Letters to the Editor can also be submitted through Editorial Manager. Letters should refer to the title and authors of the article the letter is about and should be no longer than **300** words with no more than 3 references. Letters to the Editor are sent to the article authors for response. The Editor-in-Chief makes the final decision on whether letters to the editor and the responses are published.

### After Acceptance

**Page proofs and corrections:** Corresponding authors will receive electronic page proofs to check

the copyedited and typeset article before publication. Portable document format (PDF) files of the typeset pages and support documents (e.g., reprint order form) will be sent to the corresponding author via e-mail. Complete instructions for downloading and printing the files and for faxing the corrected pages to the publisher will be provided with the e-mail. Authors without an e-mail address will receive traditional page proofs. It is the author's responsibility to ensure that there are no errors in the proofs. Changes that have been made to conform to journal style will stand if they do not alter the author's meaning. Only the most critical changes of the accuracy of the content will be made. Changes that are stylistic or are a reworking of previously accepted material will not be allowed. The publisher reserves the right to deny any changes that do not affect the accuracy of the content. Authors may be charged for alterations to the proofs beyond those required to

correct errors or to answer queries. Proofs must be checked carefully and corrections faxed within 24 to 48 hours of receipt, as requested in the cover letter accompanying the page proofs.

**Publisher's contact:** Fax corrected page proofs, reprint order forms, and any other related materials to Journal Production Editor, Turkish Neurosurgery, +90 312 212 64 08. Color proofs should be returned to Journal Production Editor, Turkish Neurosurgery, Taşkent Caddesi 13/4, Bahçelievler-06500 ANKARA, TURKEY

**Reprints:** Authors will receive a reprint order form and a price list with the page proofs. Reprint requests should be faxed with the corrected proofs, if possible. Reprints are normally shipped 6 to 8 weeks after publication of the issue in which the item appears. Contact the Reprint Department, Taşkent Caddesi No: 13/4, Bahçelievler-06500 ANKARA, TURKEY

*(Faint, illegible text, likely bleed-through from the reverse side of the page)*

*(Faint, illegible text, likely bleed-through from the reverse side of the page)*

## CONTENTS



- 67** Neuroprotective Effects of Acetyl-L-Carnithine in Experimental Chronic Nerve Compression Neuropathy. A Prospective, Randomized, and Placebo-Controlled Trial

Kadir KOTİL, Mehmet KİRALİ, Mustafa ERAS, Turgay BİLGE, Hafize UZUN

- 78** The Effects of Vitamin E on Lipid Peroxidation, Nitric Oxide Production, and Superoxide Dismutase expression in Hyperglycemic Rats With Cerebral Ischemia-Reperfusion Injury

Koray GÜMÜŞTAŞ, Filiz META GÜZEYLİ, Pınar ATÜKEREN, Galip Zihni SANUS, Rahşan KEMERDERE, Tamer TANRIVERDİ, Mehmet Yaşar KAYNAR

- 83** Functional Results of Physiotherapy Programme on Patients With Aneurysmal Subarachnoid Hemorrhage

Bilge KARA, Nuray YOZBATIRAN, Mehmet Nuri ARDA

- 91** Cognitive Changes After Unilateral Cortico-amygdalohippocampectomy or Unilateral Selective-amygdalohippocampectomy for Mesial Temporal Lobe Epilepsy

Taner TANRIVERDİ, Andre OLIVIER

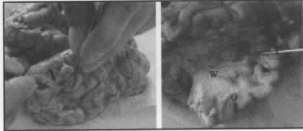


- 100** Efficacy of Unilateral Laminectomy for Bilateral Decompression in Lumbar Spinal Stenosis

Halit ÇAVUŞOĞLU, Osman TÜRKMENOĞLU, Ramazan Alper KAYA, Cengiz TUNCER, İbrahim ÇOLAK, Yüksel ŞAHİN, Yunus AYDIN

- 109** Intraoperative Monitoring of A Patient With Craniovertebral Junction Meningioma

Ayçe ATALAY, Başar ATALAY, Oya Ümit YEMİŞÇİ, Metin KARATAŞ, Nur ALTINÖRS

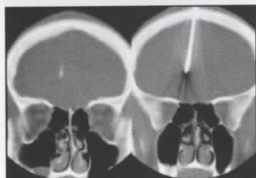


- 112** A New Neurosurgical Instrument: A Micro-Vibrato-Dissector

Cengiz ÇOKLUK

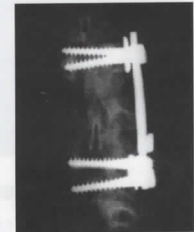
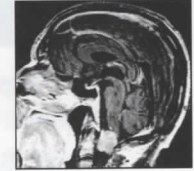
- 116** Delayed Infection 6 years After Spinal Instrumentation: A Case Report

Erhan EMEL, Feyza KARAGÖZ GÜZEY, Deniz GÜZEY, Hakan SEYİTHANOĞLU, Barış SEL, İbrahim ALATAŞ



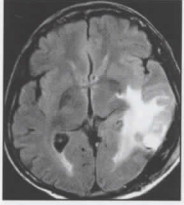
- 121** Foreign Body

Cevdet GÖKÇEK, Yavuz ERDEM, Ender KÖKTEKİR, Mete KARATAY, Mehmet Akif BAYAR, Nurullah EDEBALI, Celal KILIÇ



**125 Compressive Hyperextension Injury of C2-C3 Managed With Anterior Plate Fixation: Case Report**

Fatih Ersay DENİZ, Sedat ÇAĞLI, Mehmet ZİLELİ



**129 Diagnostic and Surgical Pitfalls of an Unusual Primary Central Nervous System Lymphoma**

Ahmet GÜNAYDIN, Uygur ER, Ahmet ACUDUMAN, Hakan SABUNCUOĞLU, Evrim ÖZTÜRK



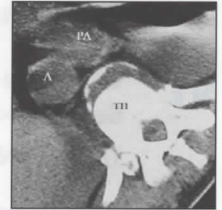
**134 Intradural Lumbar Disk Hernisi**

Adil ÖZTÜRK, Emel AVCI, Pelin YAZGAN, Fuat TORUN, Şeyho YÜCETAŞ, Hamza KARABAĞ



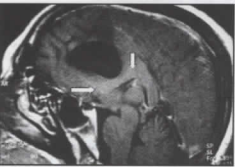
**138 Pituitary Adenoma Coexisting With a Suprasellar Arachnoid Cyst**

Aslan GÜZEL, Uygur ER, Mehmet TATLI, Ali Kemal UZUNLAR, Deniz BELEN, Murat BAVBEK



**142 Segmental Artery Pseudoaneurysm Associated With Thoracic Spinal Fracture**

Cengiz ÇOKLUK, Kerametdin AYDIN



**147 Intracranial Symptomatic Giant Arachnoid Cyst of the Interhemispheric Fissure Presenting With Frontal Lobe Syndrome**

Kadir KOTİL, Nurgül BALCIL, Turgay BİLGE



**152 The Importance of Evaluating All Seven Cervical Vertebrae in the Trauma Patient: A Case Report**

Merih İŞ, Ayşe KARATAŞ, Fevzullah AKYÜZ, Ferruh GEZEN

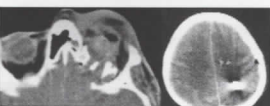


**155 A Fracture of Unilateral Pars Interarticularis of the Axis: A Case Report**

Keramettin AYDIN, Cengiz ÇOKLUK

**158 Treatment Approaches for Abdominal Migration of Peritoneal Catheter of Ventriculoperitoneal Shunt**

Metin KAPLAN, Şeyhmuz Kerem ÖZEL, Osman DÖNMEZ, Ahmet KAZEZ



**163 Transorbital Brain Injury By A Metallic Fragment: Case Report**

Mehmet SEÇER, Mehmet Fikret ERGÜNGÖR, Ali DALGIÇ, Hilmi Önder OKAY, Ergun DAĞLIOĞLU, Osman Arıkan NACAR