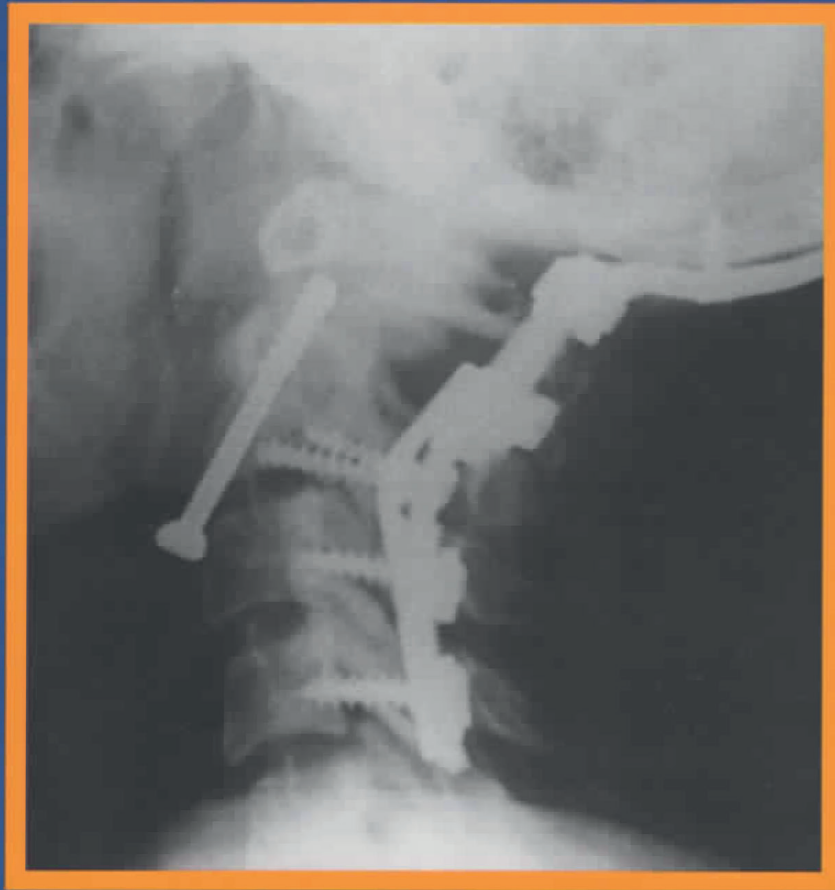


TURKISH

ISSN 1019-5149

NEUROSURGERY

Official Journal of the Turkish Neurosurgical Society



Volume 15 • Number 3 • Year 2005





TURKISH NEUROSURGERY

Official Journal of the Turkish Neurosurgical Society

Volume: 15

Number: 3

Year: 2005



TURKISH NEUROSURGICAL SOCIETY

PRESIDENTS

Nurhan Avman	1985-1986
Aykut Erbenli	1986-1987
Özdemir Gürçay	1988-1988
Tunçalp Özgen	1988-1989
Yücel Kanpolat	1989-1990
Osman E. Özcan	1990-1992
Ertekin Arasil	1992-1993
Yamaç Taşkın	1993-1995
Yücel Kanpolat	1995-1996
Nur Altınörs	1996-1997
Kemali Baykaner	1997-1998
Kaya Aksoy	1998-2000
Necmettin Pamir	2000-2002
Nurcan Özdamar	2002-2004
Selçuk Palaoğlu	2004-

EDITORS

Tunçalp Özgen	1989-1989
Yücel Kanpolat	1989-1990
Osman E. Özcan	1990-1992
Selçuk Palaoğlu	1992-1994
Nur Altınörs	1994-1995
Selçuk Palaoğlu	1995-1996
Zafer Kars	1996-1998
Kaya Aksoy	1998-2000
Murad Bavbek	2000-2003
Erdener Timurkaynak	2003-2004
Kemal Benli	2004-

EXECUTIVE COMMITTEE

Selçuk Palaoğlu
Hakan H. Caner
Ayhan Attar
Murat İmer
Etem Beşkonaklı
Ali Arslantaş
Semih Keskil
Mehmet Yaşar Kaynar
Süleyman Çaylı
Halil Toplamaoğlu

CENTRAL OFFICE

Mukadder Karakaya Çerçi

Editor: Kemal Benli

Associate Editors:

Gülşah Bademci	Funda Batay	Yusuf İzci
Erkan Kaptanoğlu	Hakan Kayalı	İbrahim Ziyal

Secretary: Mukadder Karakaya Çerçi

Redaction: Aydın Yuluğ, Aytaç Yıldızeli

Editorial Board:

Bektaş Açıkgöz, <i>Zonguldak</i>	Yücel Kanpolat, <i>Ankara</i>
Nejat Akalan, <i>Ankara</i>	Zafer Kars, <i>Sivas</i>
Hidayet Akdemir, <i>Kayseri</i>	Semih Keskil, <i>Ankara</i>
Kaya Aksoy, <i>Bursa</i>	Talat Kırış, <i>İstanbul</i>
Nur Altınörs, <i>Ankara</i>	Kemal Koç, <i>Kayseri</i>
Nuri Arda, <i>İzmir</i>	Ender Korfalı, <i>Bursa</i>
İsmail Hakkı Aydın, <i>Erzurum</i>	Kayhan Kuzeyli, <i>Trabzon</i>
Yunus Aydın, <i>İstanbul</i>	Tansu Mertol, <i>İzmir</i>
Orhan Barlas, <i>İstanbul</i>	Saffet Mutluer, <i>İzmir</i>
Murad Bavbek, <i>Ankara</i>	Sait Naderi, <i>İzmir</i>
Kemali Baykaner, <i>Ankara</i>	Nezih Oktar, <i>İzmir</i>
Zafer Berkman, <i>İstanbul</i>	Toygün Orbay, <i>Ankara</i>
Etem Beşkonaklı, <i>Ankara</i>	İzzet Övül, <i>İzmir</i>
Turgay Bilge, <i>İstanbul</i>	Nurcan Özdamar, <i>İzmir</i>
Bülent Boyar, <i>Adana</i>	Memet Özek, <i>İstanbul</i>
Ali Tuncay Canbolat, <i>İstanbul</i>	Fahir Özer, <i>İstanbul</i>
Hakan Caner, <i>Ankara</i>	Tunçalp Özgen, <i>Ankara</i>
Savaş Ceylan, <i>Kocaeli</i>	Ertuğ Özkal, <i>Konya</i>
Fahrettin Çelik, <i>Samsun</i>	Emin Özyurt, <i>İstanbul</i>
Necdet Çeviker, <i>Ankara</i>	Selçuk Palaoğlu, <i>Ankara</i>
Sabahattin Çobanoğlu, <i>Edirne</i>	Necmettin Pamir, <i>İstanbul</i>
Ahmet Çolak, <i>İstanbul</i>	Aydın Paşaoğlu, <i>Ankara</i>
Haluk Deda, <i>Ankara</i>	Ali Çetin Saroğlu, <i>İstanbul</i>
Nusret Demircan, <i>İstanbul</i>	Ali Savaş, <i>Ankara</i>
Nihat Egemen, <i>Ankara</i>	Mehmet Selçuki, <i>Manisa</i>
Atilla Erdem, <i>Ankara</i>	Ahmet Selçuklu, <i>Kayseri</i>
Pamir Erdiçler, <i>İstanbul</i>	Tuncer Süzer, <i>Denizli</i>
M. Fikret Ergüngör, <i>Ankara</i>	Kadir Tahta, <i>Denizli</i>
Yusuf Erşahin, <i>İzmir</i>	Şevket Tektaş, <i>İzmir</i>
Nurperi Gazioğlu, <i>İstanbul</i>	Erdener Timurkaynak, <i>Ankara</i>
Ferruh Gezen, <i>Düzce</i>	Halil Toplamaoğlu, <i>İstanbul</i>
Abdulvahap Gök, <i>Gaziantep</i>	Recai Tuncer, <i>Antalya</i>
Murat Göksel, <i>Kırıkkale</i>	İnan Turantan, <i>İstanbul</i>
Metin Güner, <i>İzmir</i>	Uğur Türe, <i>Samsun</i>
Sebahattin Hacıyakupoğlu, <i>Adana</i>	Yusuf Tüzün, <i>Erzurum</i>
Murat Hancı, <i>İstanbul</i>	Mehmet Zileli, <i>İzmir</i>
Murat İmer, <i>İstanbul</i>	İbrahim Ziyal, <i>Ankara</i>
Servet İnci, <i>Ankara</i>	
Celal İplikçioğlu, <i>İstanbul</i>	
Müfit Kalelioğlu, <i>İstanbul</i>	

Turkish Neurosurgical Society

Taşkent Caddesi 13/4 06500 Bahçelievler, Ankara/TURKEY

Tel : +90 312-212 64 08 Fax : +90 312-215 46 26

Electronic mail: info@turkishneurosurgicalsociety.org

Internet web site: http://www.turkishneurosurgicalsociety.org

Turkish Neurosurgery

Volume: 15, Number: 3, Year: 2005

Official Journal of the Turkish
Neurosurgical Society.

Published quarterly by the Turkish
Neurosurgical Society

Owned and controlled by the Turkish
Neurosurgical Society.

Copyright owner on behalf of the
Turkish Neurosurgical Society:
Selçuk Palaoğlu

Key title: Turkish Neurosurgery
Abbreviated key title: Turk Neurosurg

ISSN: 1019-5149

Subscription: Sent free to the Turkish
Neurosurgical Society members.
Non-members should contact the
Society for subscription.

Buluş Design and Printing Services
Company, Ankara, Turkey
Tel : +90 312 222 44 06
Fax : +90 312 222 44 07
www.bulustasarim.com

This issue is published as
1000 copies.
Printing Date: July 2005

Cover Page: Kaya et al., pp 93-97

Subdivision Editorial Consultants

Spinal Neurosurgery : Sait Naderi	Trauma and Intensive Care : Murat Göksel
Pediatric Neurosurgery : Nejat Akalan	Functional Neurosurgery : Bülent Boyar
Skull Base Surgery : Haluk Deda	Vascular Neurosurgery : Nihat Egemen
Epilepsy Surgery : Atilla Erdem	Neuro-oncology : Nezih Oktar

Editorial Consultants

Neuroophthalmology

Pınar Aydın O'Dwyer, *Ankara*
Tülay Kansu, *Ankara*

Neuropharmacology

Eyüp Akarsu, *Ankara*
Özden Palaoğlu, *Ankara*

Neuroanesthesiology

Ülkü Aypar, *Ankara*
Moiz Bahar, *Istanbul*

Pediatric Neurology

Sabiha Aysun, *Ankara*
Haluk Topaloğlu, *Ankara*
Cengiz Yalçinkaya, *Istanbul*

Neuropathology

Çiçek Bayındır, *Istanbul*
Esra Erden, *Ankara*
Aydın Sav, *Istanbul*
Figen Söylemezoğlu, *Ankara*
Şahsine Tolunay, *Bursa*

Neuroradiology

Saruhan Çekirge, *Ankara*
Canan Erzen, *Istanbul*
Civan Işlak, *Istanbul*

Neurology

Ufuk Can, *Ankara*
Bülent Elibol, *Ankara*
Cumhur Ertekin, *İzmir*
Çiğdem Özkara, *Istanbul*
Serap Saygı, *Ankara*

Neuropsychiatry

Ahmet Göğüş, *Ankara*

Neurooncology

Fikri İçli, *Ankara*
Ayşe Kars, *Ankara*

Neurootology

Levent Sennaroğlu, *Ankara*

Neuroanatomy

İbrahim Tekdemir, *Ankara*

Infectious Diseases

Hande Arslan, *Ankara*

Medical History

Berna Arda, *Ankara*

International Advisory Board

Ossama Al-Mefty, *USA*
Michael J. Apuzzo, *USA*
Issam A. Awad, *USA*
Mario Brock, *Germany*
Peter M. Black, *USA*
Fred J. Epstein, *USA*
Rudolph Fahlbusch, *Germany*
Fleming Gjerris, *Denmark*
Ziya Gökaslan, *USA*
John A. Jane, *USA*
Neal F. Kassell, *USA*
Takeshi Kawase, *Japan*
Andrew H. Kaye, *Australia*
Shigeaki Kobayashi, *Japan*
Claude Lapras, *France*
Edward R. Laws Jr, *USA*
Joseph C. Maroon, *USA*
David G. McLone, *USA*
Evandro de Oliveira, *Brasil*
Robert J. Ojemann, *USA*
Albert L. Rhoton Jr, *USA*
Concezio Di Rocco, *Italy*
James T. Rutka, *Canada*
Christian Sainte-Rose, *France*
Majid Samii, *Germany*
Laligam Sekhar, *USA*
Bernd W. Scheitauer, *USA*
Marc Sindou, *France*
Robert F. Spetzler, *USA*
Kintomo Takakura, *Japan*
David GT Thomas, *UK*
Nicolas de Tribolet, *Switzerland*
M. Gazi Yaşargil, *USA*

Review of the articles in the journal to make sure they conform to publishing standards, typesetting, the review of English summaries and sources, getting the journal ready for publication and finally the publishing process has been the responsibility of Buluş Design and Printin Services Company. The paper used to print this cnotorms to the ISO 9705: 1994 standard (Requirements for Permanence). The National Library of Medicine suggests that biomedical publications be printed on acid-free paper (alkaline paper).

INSTRUCTION TO THE AUTHORS

Turkish Neurosurgery will publish clinical and experimental studies from all fields of neurosurgery and studies related to neurology, neuropathology, neuroradiology, neuroanesthesiology, neuropharmacology, neuroanatomy or neurophysiology as long as they contain important and new information relevant to neurosurgery. Turkish Neurosurgery accepts original and experimental studies, case reports, notes on techniques or devices used in neurosurgery, articles on the history of neurosurgery, comments on previously published articles, book reviews, announcements, summaries of presentations at meetings and other previously unpublished material except theses. The manuscripts should be written in English. A letter signed by all authors and containing the following text should accompany the manuscripts: "We the undersigned authors declare that the manuscript with the title specified above sent to Turkish Neurosurgery for evaluation and publication has not been previously published and is not currently under evaluation by another journal. We transfer all copyright ownership to the Turkish Neurosurgical Society if the manuscript is published."

All correspondence should be sent to the address below:

Türk Nöroşirürji Dergisi
Taşkent Caddesi 13/4
06500 Bahçelievler, Ankara
Turkey

The manuscripts will be evaluated by the editorial board. The editor has the right to correct, modify or refuse the manuscripts or to send them back for editing. The editorial board cannot be held responsible for any delay in sending the articles or loss in the postal system. The journal is not responsible for the opinions and comments of the authors. All articles, clinical and experimental studies should conform to international ethical standards and the relevant manuscripts should document Ethics Committee approval of the study.

File Format

The manuscripts should be prepared on PC-compatible software as to be printed on A4 paper with double spacing and should include the first author's surname and the page number on the upper right-hand corner. The manuscript text should be prepared as **four** copies to include all tables and figures and the **three** sets which will be sent to the referees should **absolutely not** contain any information related to the authors or their institutions such as name, surname or address anywhere in the manuscript, including the main text. The manuscripts must also be sent on CD after being recorded digitally in electronic format to include all tables and figures.

Preparation of the Manuscript

Title Page: Contains the English title and Turkish title and the name and surnames of the authors (without academic or professional titles). The name and address of the clinic, department, institute or institution is ordered according to the order of the authors with authors from the same establishment being given the same number. A short title is supplied for the manuscript. The name, complete postal address, telephone number, fax number, and email address of the corresponding author must be included. If the study has been presented at a congress or meeting, the authors should include this information together with the location and date at the end of this page.

Abstract: An English abstract should be written in less than 200 words. Abbreviations or references should not be used. The **Aims** section should clearly and concisely define the aims of the study. The **Methods** section should define the study methodology in brief. The study groups should be briefly defined and evaluation and treatment methods summarized. The **Results** section should include the important findings related to the primary aim of the study and the most important numerical data and statistics. The **Conclusion** section should emphasize the new, original or important results of the study and their clinical relevance. Abstracts for case reports and invited articles should be arranged as a single short paragraph. The three to seven **English key words** to be included at the end of the abstract should conform to the Index Medicus Medical Subject Headings (MeSH) and should be presented in alphabetical order. A Turkish abstract with sections to represent an exact translation of the English abstract and key words should be presented on another page.

Text Pages: These pages should contain, in order: patients/ materials and method/ case report/ technical presentation/ historical articles; results and discussion. The authors can specify the persons, institutions or establishments that have contributed to the realization of the study, if any, at the end of the text under **acknowledgements**. The metric system should be used for all measurements. Symbols and abbreviations should conform to international standards. Abbreviations should be explained when they are first used in the text and should be limited to those generally accepted. Tests used for statistical analysis should be mentioned in the text and the tables.

References: These should be numbered in alphabetical order and placed within the text in a parenthesis before the period. The abbreviations should conform to the Index Medicus. If there are more than one article for the same author these should be ordered chronologically from old to new. The names of all the authors should be included. Personal correspondence, articles being reviewed and unpublished data are not included in the references but are specified in a parenthesis in the suitable part of the text. Articles that have been accepted for publication can be included in the references. The references should contain all the references used in the list and text should contain all the reference numbers.

Journal example:

Bilgiç S, Oral Z, Elmacı İ, İlaslan H, Karakuş A: Subtentorial suboccipital subdural haematoma; Case Report. Turk Neurosurg 2; 160-162, 1992

Supplement example:

Altınörs N, Kars Z, Arda N, Şenveli E, Türker A, Çınar N: Spinal extradural metastasis of medulloblastoma. Turk Neurosurg Suppl 1: 144, 1989

Book example:

Taveras JM, Wood EH: Diagnostic Neuroradiology, volume 1, second edition, Baltimore: Williams and Wilkins, 1976: 542-550

Book section example:

Verbiest H: Lumbar spine stenosis. Youmans JR (ed), Neurological Surgery, volume 4, third edition, Philadelphia: WB Saunders, 1990: 2805-2855

Thesis example:

Kanpolat Y: Experimental percutaneous puncture of the Gasserian Ganglion and the histopathology of the radiofrequency thermal lesion (Thesis). Ankara: Ankara University Press, 1978:1- 52

Tables: All tables should have a title. A double-spaced list of the tables should be presented on a separate sheet with all the tables numbered. The table numbers should be included in the text.

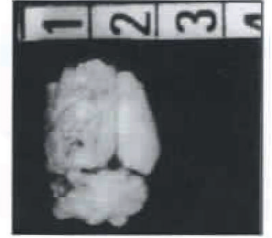
Figures: All figures should have a title and should be presented as a list on a separate sheet. Figure titles should be short and informative. The titles should not be written on or behind the figure. The figures (photographs, drawings and graphics) should be numbered and all figure numbers should be used in the text. Any sections revealing the patient's name or identity in the photographs should be covered. Figures in the same column can be assigned the same number with different letters (such as 1A,1B) when presented together. All other figures must be assigned unique numbers. A label affixed to the back of the figure should include the author's surname and the number of the figure and the direction of the figure should be specified with an upward arrow. The photographs must be printed on straight glossy paper and should have high contrast. Symbols, letters and numbers can be added to the photographs with the use of a stencilling template or with stickers (such as Letraset, Edding) or the same result can be achieved with the computer. The titles of photomicrographs should contain the magnification. A scale should be added to the photograph if possible. Radiological images (MRI, BT, Angiography) must be black and white. The **color printing cost** of color photographs, micrographs or figures will be demanded from the author if the manuscript is accepted for publication. The author should submit a letter declaring that he/she will pay this fee, if color printing is requested.

CONTENTS

109 **Histopathology, Invasion, Migration and Tumorigenicity in the C6 Rat Glioma Model**

C6 Rat Glioma Modelinde Histopatoloji, Invazyon, Migrasyon ve Tümör Gelişimi

Çağatay KEMERLİ, M. Murat TAŞKIN, Neslihan SÜTPEDELER ,
Necati KAPLAN, Burak ETHEMOĞLU

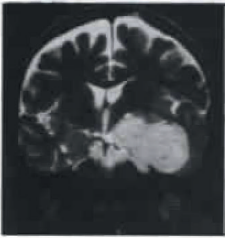


116 **Inhibitory Effect of Trapidil on Human Malignant Glial Cell Proliferation via Interruption of Autocrine Growth Stimulation**

Otokrin Büyüme Stimülasyonunun Engellenmesi Yoluyla İnsan Malign Glial Hücreleri Üzerine Trapidilin İnhibitor Etkisi

Mustafa BALEVİ, Tomoki TODO, Tatsuya KONDO

122 **Comment**



123 **Cavernous Sinus Hemangiomas: Two Case Reports**

Kavernöz Sinüs Hemanjiomları: İki Olgu Sunumu

Murat COŞAR, A. Celal İPLİKÇİOĞLU, Cem A. GÖKDUMAN,
Sirzat BEK, M. Aziz HATİPOĞLU

129 **Spinal Foraminal Arachnoid Cyst Associated With Lumbar Disc Herniation**

Lomber Disk Hernisi ile Birlikte Olan Spinal Foraminal Araknoid Kist

Doğa GÜRKANLAR, Mehmet DANEYEMEZ, Cem ATABEY, İlker SOLMAZ,
Çağlar TEMİZ, Serhat PUSAT



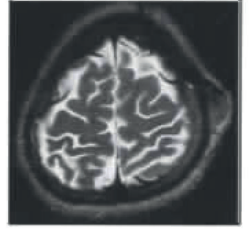
132 **Brain Metastasis From Follicular Thyroid Carcinoma: Case report and Literature Review**

Foliküler Tiroid Karsinomunun Beyin Metastazı: Olgu Sunumu ve Literatür İncelemesi

Yusuf İZCİ, Engin GÖNÜL, Doğa GÜRKANLAR, Erol BOLU

**136 Seeding Metastasis in the Scalp After Removal of the Meningioma:
A Case Report**

Meningioma Cerrahisi Sonrası Skalpte Ekilme Metastazı: Olgu Sunumu
Müslüm GÜNEŞ, Bekir TUĞCU, Ömür GÜNALDI, Utku ADILAY,
Çiçek BAYINDIR, Semih BİLGİÇ

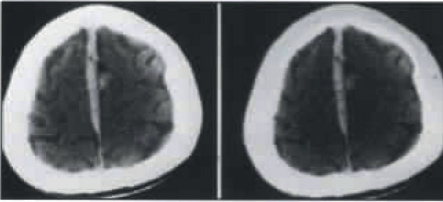


140 Recurrent Pleomorphic Adenoma of Orbit: Case Report

Orbitanın Nüks Pleomorfik Adenomu: Olgu Sunumu
Nebi YILMAZ, Nejimi KIYMAZ, Ömer ETLİK, Çiğdem MUMCU, İrfan BAYRAM

**144 Primary Intracerebral Malignant Lymphoma and Prostate Adenocancer:
Cytogenetic Study of a Case**

*Primer Intraserebral Malign Lenfoma ve Prostat Adenokanser:
Bir Olgunun Sitogenetik Çalışması*
Özkan ÖZGER, Cem YILMAZ, Başar ATALAY, Feride ŞAHİN,
Hakan CANER, Nur ALTINÖRS

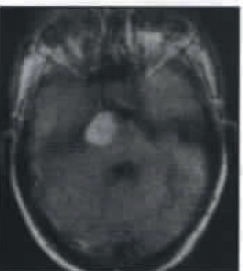


**150 Rapidly Resolution of Interhemispheric Acute Subdural
Hematoma: Case Report & Literature Review**

*İnterhemisferik Akut Subdural Hematomun Hızlı Rezolüsyonu:
Olgu Sunumu ve Literatürün Gözden Geçirilmesi*
Cem Atilla GÖKDUMAN, A. Celal İPLİKÇİOĞLU, Murat COŞAR,
Sirzat BEK, Mahmut ASLAN, Aykan GÜLEROĞLU

157 Os Odontoideum: A Case Report

Os Odontoideum: Olgu Sunumu
Ramazan Alper KAYA, Osman TÜRKMENOĞLU, Halit ÇAVUŞOĞLU,
Okan KAHYAOĞLU, Yunus AYDIN



162 Extra-axial Subarachnoid Ependymoma Mimicking a PCA Schwannoma
*Ponto-serebeller Köşe Tümörünü Taklit Eden Ekstra-aksiyal Subaraknoid
Ependimom*

Nebi YILMAZ, Nejimi KIYMAZ, Çiğdem MUMCU, İrfan BAYRAM



Turkish Neurosurgical Society
Taşkent Caddesi 13/4 06500 Bahçelievler, Ankara/TURKEY
Tel : +90 312-212 64 08 Fax : +90 312-215 46 26
Electronic mail: info@turkishneurosurgicalsociety.org
Internet web site: <http://www.turkishneurosurgicalsociety.org>