

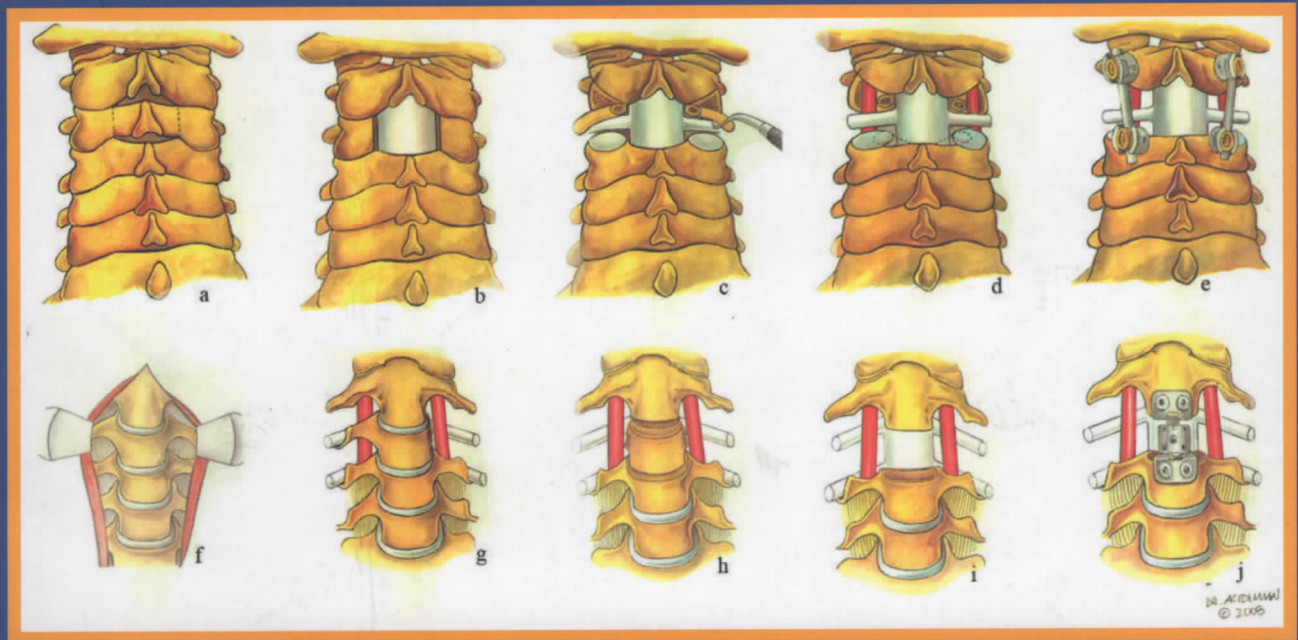
TURKISH

# NEUROSURGERY

Official Journal of the Turkish Neurosurgical Society

ISSN 1019-5149

NLM ID: 9423821



Volume 19 • Number 2 • Year 2009





TURKISH NEUROSURGICAL SOCIETY

ISSN: 1019-5149

NLM ID: 9423821

# TURKISH NEUROSURGERY

Official Journal of the Turkish Neurosurgical Society

Volume: 19 Number: 2 Year: 2009

[www.turkishneurosurgery.org.tr](http://www.turkishneurosurgery.org.tr)

## PRESIDENTS

Nurhan Avman	1985-1986
Aykut Erbenli	1986-1987
Özdemir Gürçay	1988-1988
Tunçalp Özgen	1988-1989
Yücel Kanpolat	1989-1990
Osman E. Özcan	1990-1992
Ertekin Arasil	1992-1993
Yamaç Taşkın	1993-1995
Yücel Kanpolat	1995-1996
Nur Altınörs	1996-1997
Kemali Baykaner	1997-1998
Kaya Aksoy	1998-2000
Necmettin Pamir	2000-2002
Nurcan Özdamar	2002-2004
Selçuk Palaoğlu	2004-2006
Mehmet Zileli	2006-2008
Ethem Beşkonaklı	2008-

## EDITORS

Tunçalp Özgen	1989-1989
Yücel Kanpolat	1989-1990
Osman E. Özcan	1990-1992
Selçuk Palaoğlu	1992-1994
Nur Altınörs	1994-1995
Selçuk Palaoğlu	1995-1996
Zafer Kars	1996-1998
Kaya Aksoy	1998-2000
Murad Bavbek	2000-2003
Erdener Timurkaynak	2003-2004
Kemal Benli	2004-2006
Hakan Caner	2007-

## EXECUTIVE COMMITTEE

Ethem BEŞKONAKLI
Murad BAVBEK
Ağahan ÜNLÜ
Mehmet Yaşar KAYNAR
Süleyman ÇAYLI
Tuncer SÜZER
Ahmet BEKAR
Kadir KOTİL
İhsan SOLAROĞLU
Başar ATALAY

## Editor:

Hakan CANER : hakanc@baskent-ank.edu.tr

## Associate Editors:

Burçak BİLGİNER	: burcak@tr.net
Bülent DÜZ	: bulentduz@gmail.com
Salih GÜLŞEN	: salihgulsen07@gmail.com
Hakan SEÇKİN	: hakanseckin@tr.net
Sait ŞİRİN	: drssirin@yahoo.com
Cem YILMAZ	: cemerimiyilmaz@gmail.com

## EDITORIAL BOARD

### International

Ossama Al-Mefty, <i>USA</i>	Takeski Kawase, <i>Japan</i>	James T. Rutka, <i>Canada</i>
Michael J. Apuzzo, <i>USA</i>	Andrew H. Kaye, <i>Australia</i>	Christian Sainte-Rose, <i>France</i>
Issam A. Awad, <i>USA</i>	Hidekuni Kobayashi, <i>Japan</i>	Majid Samii, <i>Germany</i>
Edward C. Benzel, <i>USA</i>	Shigeaki Kobayashi, <i>Japan</i>	Bernd W. Scheitauer, <i>USA</i>
Peter M. Black, <i>USA</i>	Edward R. Laws, Jr, <i>USA</i>	Johannes Schramm, <i>Germany</i>
Mario Brock, <i>Germany</i>	Kevin Lee, <i>USA</i>	Laligam Sekhar, <i>USA</i>
Rudolph Fahlbusch, <i>Germany</i>	Joseph C. Maroon, <i>USA</i>	Marc Sindou, <i>France</i>
Michael Fehlings, <i>Canada</i>	David G. McLone, <i>USA</i>	Robert F. Spetzler, <i>USA</i>
Fleming Gjerris, <i>Denmark</i>	Dattatraya Muzumdar, <i>India</i>	Kintomo Takakura, <i>Japan</i>
Ziya Gökaslan, <i>USA</i>	Evandro de Oliveira, <i>Brazil</i>	David GT Thomas, <i>England</i>
John A. Jane, <i>USA</i>	Robert J. Ojemann, <i>USA</i>	Nicolas de Tribolet, <i>Switzerland</i>
Tetsuo Kanno, <i>Japan</i>	Albert L. Rhoton Jr, <i>USA</i>	M. Gazi Yaşargil, <i>USA</i>
Neal F. Kassell, <i>USA</i>	Concezio Di Rocco, <i>Italy</i>	

### National

Bektaş Açıkgöz, <i>Zonguldak</i>	Nihat Egemen, <i>Ankara</i>	Melike Mut, <i>Ankara</i>
Nejat Akalan, <i>Ankara</i>	İlhan Elmacı, <i>İstanbul</i>	Sait Naderi, <i>İstanbul</i>
Nur Altınörs, <i>Ankara</i>	Atilla Erdem, <i>Ankara</i>	Nezih Oktar, <i>İzmir</i>
Nuri Arda, <i>İzmir</i>	Yusuf Erşahin, <i>İzmir</i>	Fahir Özer, <i>İstanbul</i>
Ali Arslantaş, <i>Eskişehir</i>	Engin Gönül, <i>Ankara</i>	Tunçalp Özgen, <i>Ankara</i>
Başar Atalay, <i>İstanbul</i>	Murat Hancı, <i>İstanbul</i>	Ertuğ Özkal, <i>Konya</i>
Ayhan Attar, <i>Ankara</i>	Faruk İldan, <i>Adana</i>	Selçuk Palaoğlu, <i>Ankara</i>
Murad Bavbek, <i>Ankara</i>	Yücel Kanpolat, <i>Ankara</i>	Ali Savaş, <i>Ankara</i>
Kemali Baykaner, <i>Ankara</i>	Zafer Kars, <i>Sivas</i>	İhsan Solaroğlu, <i>Ankara</i>
Zafer Berkman, <i>İstanbul</i>	M. Yaşar Kaynar, <i>İstanbul</i>	Tuncer Süzer, <i>İstanbul</i>
Ethem Beşkonaklı, <i>Ankara</i>	Evren Keleş, <i>İstanbul</i>	İnan Turantan, <i>İstanbul</i>
Süleyman Çaylı, <i>Malatya</i>	Talat Kırış, <i>İstanbul</i>	Mehmet Zileli, <i>İzmir</i>
Fahrettin Çelik, <i>Samsun</i>	Kemal Koç, <i>Kayseri</i>	İbrahim Ziyal, <i>Ankara</i>
M. Nusret Demircan, <i>İstanbul</i>	Ender Korfali, <i>Bursa</i>	

**Redaction:** Dr. Aydın Yuluğ, Aytaç Yıldızeli

**Secretary :** Mukadder Karakaya Çerçi

Turkish Neurosurgery has been accepted for indexing in:  
SCIENCE CITATION INDEX EXPANDED  
INDEX MEDICUS, MEDLINE, PubMed, Scopus

# TURKISH NEUROSURGERY

Volume: 19 Number: 2 Year: 2009

Official Journal of the Turkish Neurosurgical Society

Published quarterly by the Turkish Neurosurgical Society  
(January, April, July, October)

Owned and controlled by the Turkish Neurosurgical Society

Copyright owner on behalf of the Turkish Neurosurgical Society:  
**Ethem BEŞKONAKLI**

Publishing Manager:  
**Murad BAVBEK**

Key title: Turkish Neurosurgery  
Abbreviated key title: Turk Neurosurg  
[www.turkishneurosurgery.org.tr](http://www.turkishneurosurgery.org.tr)

**ISSN:** 1019-5149

**NLM ID:** 9423821

Subscription: Sent free to the Turkish Neurosurgical Society members.  
Non-members should contact the Society for subscription.

#### **Publishing Services**

BULUŞ DESIGN AND PRINTING SERVICES COMPANY  
Bahriye Üçok Caddesi 9/1 Beşevler, 06500 Ankara, Turkey  
Phone: +90 312 222 44 06 Fax: +90 312 222 44 07  
[www.bulustasarim.com.tr](http://www.bulustasarim.com.tr)

#### **Printed at**

Miki Matbaacılık San. ve Tic. Ltd. Şti.  
Matbaacılar Sanayi Sitesi 506 Sk. No: 27 İvedik, Ankara, Turkey  
Phone: +90 312 395 21 28

This issue is published as: 1000 copies.  
Printing Date: 15.05.2009

Cover Page: Şimşek, pp. 155

---

#### **Turkish Neurosurgical Society**

Taşkent Caddesi 13/4 06500 Bahçelievler, Ankara/TURKEY  
Phone: +90 312 212 64 08 Fax : +90 312 215 46 26  
E-mail: [info@turkknosirurji.org.tr](mailto:info@turkknosirurji.org.tr)  
[www.turkknosirurji.org.tr](http://www.turkknosirurji.org.tr)  
[www.turkishneurosurgery.org.tr](http://www.turkishneurosurgery.org.tr)

---

Review of the articles in the journal to make sure they conform to publishing standards, typesetting, the review of English abstract and sources, getting the journal ready for publication and finally the publishing process has been the responsibility of Buluş Design and Printing Services Company.

The paper used to print this journal conforms to ISO 9705: 1994 standard (Requirements for Permanence).  
The National Library of Medicine suggests that biomedical publications be printed on acid-free paper (alkaline paper).

---

## INSTRUCTION TO THE AUTHORS

**Turkish Neurosurgery** is a peer-reviewed, multidisciplinary journal directed at an audience of neurosurgery physicians and scientists. The official language of the journal is **English**. The journal publishes original articles in the form of clinical and basic research. *Turkish Neurosurgery* will only publish studies that have institutional review board (IRB) approval and have strictly observed a sufficient follow-up period. With the exception of reference presentation, *Turkish Neurosurgery* requires that all manuscripts be prepared in accordance with the *Uniform Requirements for Manuscripts Submitted to Biomedical Journals*.

Turkish Neurosurgery periodically publishes the following papers: Original article, Reviews, Clinical and Experimental Studies, Case Reports, Technical notes, Historical Perspective, and Letters to the editors.

### Manuscript Submission

Authors are to submit their manuscripts through the Web-based tracking system at <http://www.turkishneurosurgery.org.tr>. The site contains instructions and advice on how to submit manuscripts, guidance on the creation/scanning and saving of electronic art, and supporting documentation. In addition to allowing authors to submit manuscripts on the Web, the site allows authors to follow the progression of their manuscript through the peer review process. Authors who submit their manuscripts through the Web-based tracking system are asked not to send hard copies of the manuscript to the editorial office. Please address all inquiries regarding manuscripts not yet accepted or published to the Journal's editorial office. The editorial office will acknowledge receipt of your manuscript and will send you a manuscript number for reference.

### Revised Submission

Author's comments to the reviewers are required for revised submissions. Authors must address the reviewer's concerns/suggestions and whether the change was made or not. Authors must also highlight the changes made within the text. Do not track the additions or deletions to the manuscript. If the Authors do not want to revise the manuscript within a period of two months the manuscript will automatically be declined.

**Patient anonymity and informed consent:** It is the author's responsibility to ensure that a patient's anonymity is carefully protected and to verify that any experimental investigation with human subjects reported in the manuscript was performed with informed consent and followed all the guidelines for experimental studies with human subjects required by the institution(s) with which all the authors are affiliated. Authors should mask patients' eyes, private parts and remove patients' names from all figures.

**Copyright:** All authors must sign a copy of the Journal's "**Copyright Transfer/Conflict of Interest and Device Status Form**" and submit it to the Editorial Office if the manuscript is accepted for publication in *Turkish Neurosurgery*. The authors of all published material must sign this form at the time of manuscript acceptance.

**Permissions:** Authors must submit written permission from the copyright owner (usually the publisher) to use direct quotations, tables, or illustrations that have appeared in copyrighted form elsewhere, along with complete details about the source. Any permissions fees that might be required by the copyright owner are the responsibility of the authors requesting use of the borrowed material and not the Turkish Neurosurgical Society.

### Preparation of Manuscript

Manuscripts that do not adhere to the following instructions **WILL BE RETURNED** to the corresponding author for technical revision before undergoing peer review.

**General format:** All manuscripts should be submitted in English, and formatted for standard 8 1/2 x 11-inch (21 x 28-cm) paper with at least a 1-inch (2.5 cm) margin on all sides and double-spaced.

**Style:** Pattern manuscript style after the *American Medical Association Manual of Style* (9th edition), *Stedman's Medical Dictionary* (27th edition) and *Merriam Webster's Collegiate Dictionary* (10th edition) should be used as standard references. Refer to drugs and therapeutic agents by their accepted generic or chemical names, and do not abbreviate them. Use code numbers only when a generic name is not yet available. In that case, supply the chemical name and a figure giving the

chemical structure of the drug. Capitalize the trade names of drugs and place them in parentheses after the generic names. To comply with trademark law, include the name and location (city and state in USA; city and country outside USA) of the manufacturer of any drug, supply, or equipment mentioned in the manuscript. Use the metric system to express the units of measure and degrees Celsius to express temperatures, and SI units rather than conventional units.

**Submit the manuscript electronically via:** <http://www.turkishneurosurgery.org.tr> in the following order:

**1) Title page:** Include on the title page (a) complete manuscript title; (b) authors' full names, highest academic degrees, and affiliations; (c) name and address for correspondence, including fax number, telephone number, and e-mail address; (d) address for reprints if different from that of corresponding author; (e) sources of support that require acknowledgment; (f) any other acknowledgment the authors wish to include. Please verify that the spelling, order, and affiliation of each author are correct. The Journal is not responsible for published misspelled names due to author error. **A Running Head** should appear in the title page. The running head should be no more than three to five words from the title, and should NOT include the authors' names.

**2) Structured Abstract (only for clinical and experimental research papers),** and Key Words. The following subheads must be included in the Structured Abstract: **Objective (Background), Methods, Results, Conclusions.** Do not cite references in the abstract, and limit the use of abbreviations and acronyms. The structured abstract must be no more than 200 words. List three to eight **Key Words after the Abstract.** It is not necessary to provide a structured abstract for submissions to the Case Reports, Review article, Technical note, Historical article and Letters to the editor sections.

**3) Text:** Organize the manuscript into four main headings: **Introduction, Materials and Methods, Results, and Discussion.** For Clinical Trials, Experimental and Anatomic Studies and similar study designs, please attach the Ethical Committee Approval Form to the manuscript submission. Define abbreviations at first mention in text and in each table and figure. If a brand name is cited, supply the

manufacturer's name and address (city and state/country).

**Terms:** Do not use the term hardware. Acceptable substitutions include implants and instrumentation. Constructs or montage may be used if the reference is to a particular pattern of fixation points for the instrumentation.

**Abbreviations:** For a list of standard abbreviations, consult the Council of Biology Editors Style Guide (available from the Council of Science Editors, 9650 Rockville Pike, Bethesda, MD 20814) or other standard sources. Write out the full term for each abbreviation at its first use unless it is a standard unit of measure.

**4) References:** The authors are responsible for the accuracy of the references. Key the references (double-spaced) at the end of the manuscript. Cite references in text in alphabetical order. Do not link the references to the text. Cite unpublished data, such as papers submitted but not yet accepted for publication or personal communications, in parentheses in the text. List all authors of the reference. Refer to the List of Journals Indexed in Index Medicus for abbreviations of journal names, or access the list at <http://www.nlm.nih.gov/tsd/serials/lji.html>. Sample references are given below:

*Journal article*

1. Guiot BH, Khoo LT, Fessler RG: A minimally invasive technique for decompression of the lumbar spine. *Turkish Neurosurgery* 27: 432-438, 2002

*Book chapter*

2. Sweitzer S, Arruda J, DeLeo J: The cytokine challenge: Methods for the detection of central cytokines in rodent models of persistent pain. In: Kruger L, ed. *Methods in Pain Research*. Boca Raton, FL: CRC Press, 2001: 109-132

*Entire book*

3. Atlas SW: *Magnetic Resonance Imaging of the Brain and Spine*. Philadelphia: Lippincott Williams & Wilkins, 2001.

*Software*

4. *Epi Info* [computer program]. Version 6. Atlanta: Centers for Disease Control and Prevention, 1994.

*Online journals*

5. Friedman SA. Preeclampsia: A review of the role

of prostaglandins. *Obstet Gynecol* [serial online]. January 1988;71:22-37. Available from: BRS Information Technologies, McLean, VA. Accessed December 15, 1990.

#### Database

6. CANCERNET-PDQ [database online]. Bethesda, MD: National Cancer Institute, 1996. Updated March 29, 1996.

#### World Wide Web

7. Gostin LO. Drug use and HIV/AIDS [JAMA HIV/AIDS web site]. June 1, 1996. Available at: <http://www.ama-assn.org/special/hiv/ethics>. Accessed June 26, 1997.

### 5) Tables and Figures:

**Tables:** Create tables in **Word format** using the table creating and editing feature of your word processing software. Do not use Excel or comparable spreadsheet programs. **Tables should not exceed page width of 41 picas or 17.5 cm.** Supply tables together in a separate file. Cite tables consecutively in the text, and number them in that order. Key each on a separate sheet, include the table title, appropriate column heads, and explanatory legends (including definitions of any abbreviations used). **Do not embed tables within the body of the manuscript.** They should be self-explanatory and should supplement, rather than duplicate, the material in the text.

**Digital Figures:** All electronic art can be submitted through the Web-based tracking system <http://www.turkishneurosurgery.org.tr>

**1. Format:** Electronic art should be created/scanned and saved and submitted either as a **JPEG file**.

**2. Sizing and Resolution:** Line art must have a resolution of at least 1200 dpi (dots per inch), and electronic photographs, radiographs, CT scans, and scanned images must have a resolution of at least 300 dpi. Figures should be sized to fit either 1 column (20 picas/8.4 cm), 1 1/2 columns (30 picas/12.65 cm OR 2 columns (41 picas/17.5 cm) on a page. Sizing and Resolution can be checked through the free Sheridan Digital art checker at <http://dx.sheridan.com/onl>

**3. Fonts:** If fonts are used in the artwork, they must be converted to paths or outlines or they must be embedded in the files. Fonts must be 8 pt and be sized consistently throughout the artwork. The best font to use is Helvetica.

**Figure legends:** Legends must be submitted for all figures. They should be brief and specific and less than 150 characters or approximately 50 words. List figure legends on a separate page at the end of the manuscript text.

**Color figures:** The journal accepts for publication color figures that will enhance an article. **Authors who submit color figures will receive an estimate of the cost for color reproduction.** If they decide not to pay for color reproduction, they can request that the figures be converted to black and white at no charge. The authors may also request that their color figures be posted online only.

### Manuscript Checklist (before submission. For author reference only)

1. Title page
  - Corresponding author designated, and full mailing address included on title page
  - E-mail address of corresponding author included on title page
  - Running head
  - Permission to reproduce copyrighted materials or signed patient consent forms
  - Acknowledgments listed for grants, technical support, and corporate support on title page
2. Structured abstract with key words (200 words)
3. Manuscript text with page numbers
4. Figure legends
5. Tables (Word, Wordperfect)
6. Figures (jpeg)
7. References double-spaced and cited in alphabetical order

**Letter to the Editor:** Letters to the Editor can also be submitted through Editorial Manager. Letters should refer to the title and authors of the article the letter is about and should be no longer than **300** words with no more than 3 references. Letters to the Editor are sent to the article authors for response. The Editor-in-Chief makes the final decision on whether letters to the editor and the responses are published.

### After Acceptance

**Page proofs and corrections:** Corresponding authors will receive electronic page proofs to check



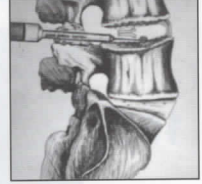
## CONTENTS

Turkish Neurosurgery  
Volume: 19, Number: 2, Year: 2009

### 113 Replacement of Vertebral Lamina (Laminoplasty) in Surgery for Lumbar Isthmic Spondylolisthesis. A Prospective Clinical Study

*Lomber İstmik Spondilolistesizde Laminanın Yeniden Yerleştirilmesi (Laminoplasty) Cerrahisi: Bir Prospektif Klinik Çalışma*

Kadir KOTİL, Mustafa AKÇETİN, Rabia TARI, Tugrul TON, Turgay BİLGE



121



### Clinical Outcomes Following Cervical Laminoplasty for 19 Patients with Cervical Spondylotic Myelopathy

*Servikal Spondilotik Miyelopati Nedeniyle Servikal Laminoplasti Yapılan 19 Olguda Klinik Sonuçlarımız*

Tuncay KANER, Mehdi SASANI, Tunç ÖKTENOĞLU, Ali Fahir ÖZER

127

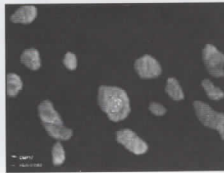
### Total Disc Replacement in the Treatment of Lumbar Discogenic Pain with Disc Herniation: A Prospective Clinical Study

*Diskojenik Bel Ağrısı Olan Lumbar Disk Herniasyonunun Tedavisinde Total Disk Protezi Uygulanması: Prospektif Klinik Çalışma*

Mehdi SASANI, Tunç ÖKTENOĞLU, Kaner TUNCAY, Nazan CANBULAT, Şenol CARİLLİ, Fahir A. ÖZER



135



### HER-2/neu Gene Amplification in Paraffin-Embedded Tissue Sections of Meningioma Patients

*Meningiom Olgularına ait Parafin Blok Doku Kesitlerinde HER-2/neu Gen Amplifikasyonu*


Özge ÖZER, Feride ŞAHİN, Fatih AYDEMİR, Özlem ÖZEN, Zerrin YILMAZ, Nur ALTINÖRS

139

### Variations in the High Division of the Sciatic Nerve and Relationship Between the Sciatic Nerve and the Piriformis

*Siyatik Sinirin Yüksek Divizyon Varyasyonları ve Piriformis-Siyatik Sinir İlişkisi*

Mustafa GÜVENÇER, Cihan İYEM, Pınar AKYER, Süleyman TETİK, Sait NADERİ



145

### Evaluation of Congenital Lumbosacral Malformations and Neurological Findings in Patients with Low Back Pain

*Bel Ağrılı Olgularda Saptanan Nörolojik Bulgu ile Konjenital Lombosakral Anomalilerin Değerlendirilmesi*

Mehmet SEÇER, Johongir M. MURADOV, Ali DALGIÇ

**Supratentorial High Grade Astroblastoma: Report of two Cases and Review of the Literature**

149

*Supratentoryal Yüksek Dereceli Astroblastom: İki Olgu Sunumu ve Literatürün Gözden Geçirilmesi*

Rahşan KEMERDERE, Reza DASHTI, Mustafa Onur ULU,  
Hüseyin BİÇEROĞLU, Ahu Senem DEMİRÖZ, Sait ALBAYRAM, Pamir ERDİNÇLER



153

**Circumferential Total Resection of Cervical Tumors: Report of Two Consecutive Cases and Technical Note**

*Çevresel Total Servikal Vertebra Tümör Rezeksiyonu: İki Olgu Sunumu ve Teknik Not*

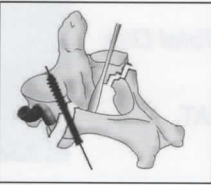
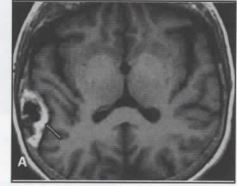
Serkan ŞİMŞEK, Deniz BELEN, Kazım YİĞİTKANLI, Ahmet ACIDUMAN,  
Murad BAVBEK

**Amyloidoma of the Temporal Bone and Upper Cervical Spine; Presentation of a Rare Clinical Entity with a Brief Literature Review**

159

*Temporal Kemik ve Üst Servikal Vertebral Yerleşimli Amiloidoma: Nadir Bir Olgu Sunumu*

Hakan ORUCKAPTAN, Kader KARLI OĞUZ, İlkey IŞIKAY, Şevket RUACAN



163

**Traumatic Spondylolisthesis of the Axis Treated with Direct C2 Pars Screw**

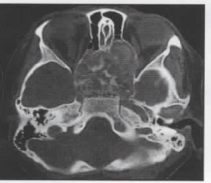
*Aksisin Travmatik Spondiloliz Tezisinde Direkt C2 Pars Vidası ile Tedavi*  
Sedat DALBAYRAK, Mesut YILMAZ, Mustafa FİRİDİN, Sait NADERİ

**Bilateral Internal Carotid Artery Hypoplasia and Multiple Posterior Circulation Aneurysms. Importance of 3DCTA for the Diagnosis**

168

*Bilateral İnternal Carotid Arter Hipoplazisi ve Multipl Posterior Sirkülasyon Anevrizması. Tanıda 3DCTA'nın Önemi*

Yavuz ERDEM, Ali YILMAZ, Elif ERGÜN, Uğur KOŞAR, Mete KARATAY,  
Mehmet Akif BAYAR



172

**Aneurysmal Bone Cyst of the Sphenoid Bone Extending into the Ethmoid Sinus, Nasal Cavity and Orbita in a Child**

*Çocukta Etmoid Sinus, Nasal Kavite ve Orbitaya Uzanan Sfenoid Kemiğin Anevrizmal Kemik Kisti*

Mustafa BOZBUĞA, Hikmet TURAN SÜSLÜ

**Monoradiculopathy and Secondary Segmental Instability Caused by Postoperative Pars Interarticularis Fracture: A Case Report**

177

*Postoperatif Pars İnterartikülaris Fraktürüne Bağlı Gelişen Monoradikülopati ve Sekonder Segmental İnstabilite:Olgu Sunumu*

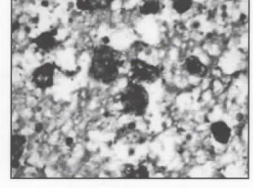
Tuncay KANER, İbrahim TUTKAN



**Late Brain Stem Radionecrosis Seventeen Years After Fractionated Radiotherapy**

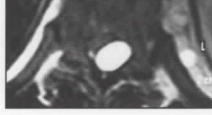
182

*Fraksiyone Radyoterapiden 17 Sene Sonra Geç Beyin Sapı Radyonekrozu*  
Fatih BAYRAKLI, Alp DİNÇER, Aydın SAV, Erkan VARDARELİ,  
Selçuk PEKER



**Primary Spinal Hydatid Disease**

186



*Primer Spinal Hidatik Hastalığı*

Hikmet TURAN SÜSLÜ, Ayçiçek ÇEÇEN, Alp KARAASLAN, Ali BÖREKÇİ,  
Mustafa BOZBUĞA

**Spinal Chronic Subdural Hematoma Mimicking Intradural Tumor in a Patient with History of Hemophilia A: Case Report**

189

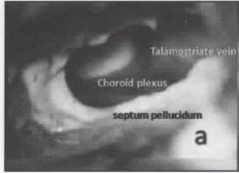
*Hemofili A Hastasında İntradural Tümör Taklit Eden Spinal Kronik Subdural Hematom: Vaka Sunumu*

Bashar ABUZAYED, Şöhret Ali OĞUZOĞLU, Reza DASHTI, Emin ÖZYURT



**Transcallosal Transbiforaminal Approach to the Third Ventricle**

192



*Üçüncü Ventriküle Transkallozal Transbiforaminal Yaklaşım*

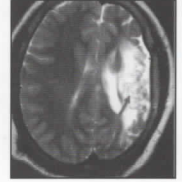
Ersin ERDOĞAN, Tufan CANSEVER

**Effect of Vagal Nerve Stimulation in Dyke–Davidoff–Masson Syndrome with Refractory Generalized Seizures – Case Report**

197

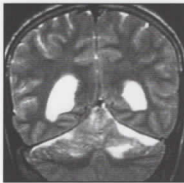
*Dyke–Davidoff–Masson Sendromuna Bağlı Refrakter Generalize Epilepside Vagal Sinir Stimülasyonunun Etkisi*

Atilla ERDEM, Vedat ACIK, Alev LEVENTOĞLU, Caner SARILAR, Ali CANSU



**Infratentorial Subdural Empyema**

200



*İnfratentoryal Subdural Ampiyem*

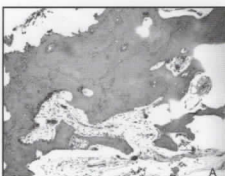
Gökşin ŞENGÜL

**Multiple Intracranial Hydatid Cysts in a Boy**

203

*Bir Erkek Çocuğunda Birden Fazla İntrakranyal Hidatik Kist*

Halit ÇAVUŞOĞLU, Cengiz TUNCER, Ahmet ÖZDİLMAÇ, Yunus AYDIN



208

**A Rare Emergency Condition in Neurosurgery: Foot Drop Due to Paget's Disease**

*Nöroşirürjide Nadir Bir Acil Durum: Paget Hastalığına Bağlı Düşük Ayak*

Alper KARAOĞLAN, Osman AKDEMİR, Hakan ERDOĞAN, Ahmet ÇOLAK