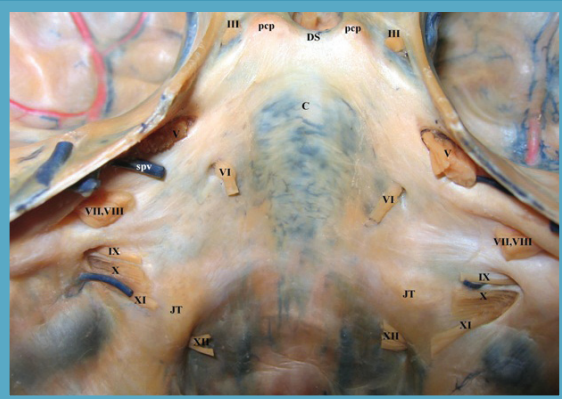


# Turkish Neurosurgery

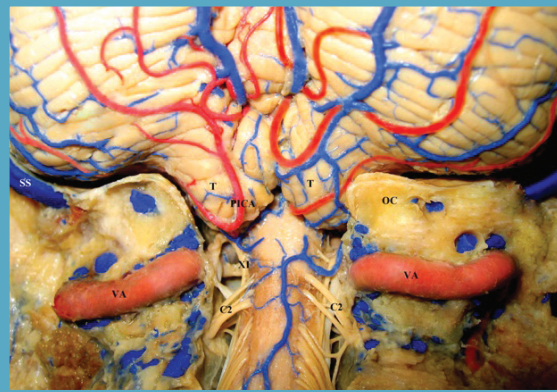
Official Journal of the Turkish Neurosurgical Society

ISSN 1019-5149 - NLM ID 9423821  
VOLUME 21 - NUMBER 2 - YEAR 2011



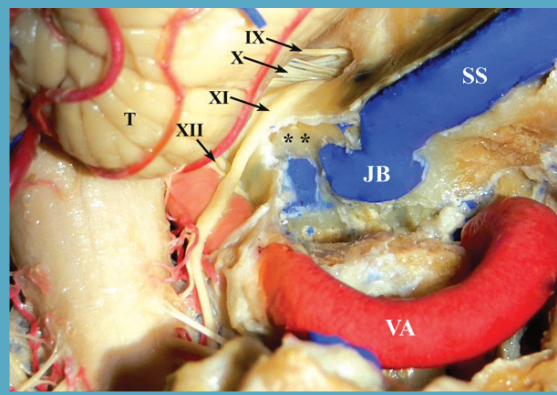
*A New Entity: Chiari Zero Malformation, and Its Surgical Method*

*Spectrum of Surgical Complications of Temporal Lobe Epilepsy Surgery: A Single - Center Study*



*The Correlation Between Hematoma Volume and Outcome in Ruptured Posterior Fossa Arteriovenous Malformations Indicates the Importance of Surgical Evacuation of Hematomas*

*Anatomical Variations of the Foramen Magnum, Occipital Condyle and Jugular Tubercle*



*Effects of Parenteral Nutritional Support with Fish-Oil Emulsion on Spinal Cord Recovery in Rats with Traumatic Spinal Cord Injury*

*Antithrombin III and Enoxaparin Treatment Inhibit Contusion - Triggered Cell Death, Inflammation, Hemorrhage and Apoptosis after Severe Traumatic Brain Injury in Rats*

*Correlation of Pulsatility Index with Intracranial Pressure in Traumatic Brain Injury*

*Giant Cystic Virchow-Robin Spaces with Adjacent White Matter Signal Alteration*





# Turkish Neurosurgery

Official Journal of the Turkish Neurosurgical Society

TURKISH NEUROSURGICAL SOCIETY

Volume: 21 Number: 2 Year: 2011

[www.turkishneurosurgery.org.tr](http://www.turkishneurosurgery.org.tr)

## PRESIDENTS

Nurhan Avman	1985-1986
Aykut Erbenli	1986-1987
Özdemir Gürçay	1988-1988
Tunçalp Özgen	1988-1989
Yücel Kanpolat	1989-1990
Osman E. Özcan	1990-1992
Ertekin Arasil	1992-1993
Yamaç Taşkın	1993-1995
Yücel Kanpolat	1995-1996
Nur Altınörs	1996-1997
Kemali Baykaner	1997-1998
Kaya Aksoy	1998-2000
Necmettin Pamir	2000-2002
Nurcan Özdamar	2002-2004
Selçuk Palaoğlu	2004-2006
Mehmet Zileli	2006-2008
Ethem Beşkonaklı	2008-2010
Murad Bavbek	2010-

## EDITORS

Tunçalp Özgen	1989-1989
Yücel Kanpolat	1989-1990
Osman E. Özcan	1990-1992
Selçuk Palaoğlu	1992-1994
Nur Altınörs	1994-1995
Selçuk Palaoğlu	1995-1996
Zafer Kars	1996-1998
Kaya Aksoy	1998-2000
Murad Bavbek	2000-2003
Erdener Timurkaynak	2003-2004
Kemal Benli	2004-2006
Hakan Caner	2007-

Turkish Neurosurgery has been accepted  
for indexing in:  
SCIENCE CITATION INDEX EXPANDED  
INDEX MEDICUS, MEDLINE, PubMed,  
Scopus

## Editor:

Hakan Caner : hakanc@baskent-ank.edu.tr

## Associate Editors:

Burçak Bilginer	: burcak@tr.net
Bülent Düz	: bulentduz@gmail.com
Salih Gülşen	: salihgulsen07@gmail.com
Hakan Seçkin	: hakanseckin@tr.net
Sait Şirin	: drsirir@yahoo.com
Cem Yılmaz	: cemerimilmaz@gmail.com

## EDITORIAL BOARD

### International

Ossama Al-Mefty, <i>USA</i>	Neal F. Kassell, <i>USA</i>	James T. Rutka, <i>Canada</i>
Michael J. Apuzzo, <i>USA</i>	Takeski Kawase, <i>Japan</i>	Christian Sainte-Rose, <i>France</i>
Issam A. Awad, <i>USA</i>	Andrew H. Kaye, <i>Australia</i>	Majid Samii, <i>Germany</i>
Mustafa Başkaya, <i>USA</i>	Hidenori Kobayashi, <i>Japan</i>	Bernd W. Scheitauer, <i>USA</i>
Edward C. Benzel, <i>USA</i>	Shigeaki Kobayashi, <i>Japan</i>	Johannes Schramm, <i>Germany</i>
Peter M. Black, <i>USA</i>	Edward R. Laws, Jr, <i>USA</i>	Laligam Sekhar, <i>USA</i>
Mario Brock, <i>Germany</i>	Kevin Lee, <i>USA</i>	Marc Sindou, <i>France</i>
Rudolph Fahlbusch, <i>Germany</i>	Joseph C. Maroon, <i>USA</i>	Robert F. Spetzler, <i>USA</i>
Michael Fehlings, <i>Canada</i>	David G. McLone, <i>USA</i>	Kintomo Takakura, <i>Japan</i>
Fleming Gjerris, <i>Denmark</i>	Dattatraya Muzumdar, <i>India</i>	David GT Thomas, <i>England</i>
Ziya Gökaslan, <i>USA</i>	Evandro de Oliveira, <i>Brazil</i>	Nicolas de Tribolet, <i>Switzerland</i>
Murat Günel, <i>USA</i>	Robert J. Ojemann, <i>USA</i>	M. Gazi Yaşargil, <i>USA</i>
John A. Jane, <i>USA</i>	Albert L. Rhoton Jr, <i>USA</i>	
Tetsuo Kanno, <i>Japan</i>	Concezio Di Rocco, <i>Italy</i>	

### National

Bektaş Açıköz, <i>Zonguldak</i>	İlhan Elmacı, <i>İstanbul</i>	Sait Naderi, <i>İstanbul</i>
Nejat Akalan, <i>Ankara</i>	Atilla Erdem, <i>Ankara</i>	Nezih Oktar, <i>İzmir</i>
Nur Altınörs, <i>Ankara</i>	Yusuf Erşahin, <i>İzmir</i>	Fahir Özer, <i>İstanbul</i>
Nuri Arda, <i>İzmir</i>	Engin Gönül, <i>Ankara</i>	Tunçalp Özgen, <i>Ankara</i>
Ali Arslantaş, <i>Eskişehir</i>	Murat Hancı, <i>İstanbul</i>	Ertuğ Özkal, <i>Konya</i>
Başar Atalay, <i>İstanbul</i>	Faruk İldan, <i>Adana</i>	Selçuk Palaoğlu, <i>Ankara</i>
Ayhan Attar, <i>Ankara</i>	Servet İnci, <i>Ankara</i>	Necmettin Pamir, <i>İstanbul</i>
Murad Bavbek, <i>Ankara</i>	Yücel Kanpolat, <i>Ankara</i>	Ali Savaş, <i>Ankara</i>
Kemali Baykaner, <i>Ankara</i>	Zafer Kars, <i>Sivas</i>	İhsan Solaroğlu, <i>Ankara</i>
Zafer Berkman, <i>İstanbul</i>	M. Yaşar Kaynar, <i>İstanbul</i>	Tuncer Süzer, <i>İstanbul</i>
Ethem Beşkonaklı, <i>Ankara</i>	Evren Keleş, <i>İstanbul</i>	İnan Turantan, <i>İstanbul</i>
Süleyman Çaylı, <i>Malatya</i>	Talat Kırış, <i>İstanbul</i>	Uğur Türe, <i>İstanbul</i>
Fahrettin Çelik, <i>Samsun</i>	Kemal Koç, <i>Kayseri</i>	Mehmet Zileli, <i>İzmir</i>
M. Nusret Demircan, <i>İstanbul</i>	Ender Korfalı, <i>Bursa</i>	İbrahim Ziyal, <i>Ankara</i>
Nihat Egemen, <i>Ankara</i>	Melike Mut, <i>Ankara</i>	

**Redaction:** Dr. Aydın Yuluğ, Aytaç Yıldızeli

**Secretary:** Mukadder Karakaya Çerçi, Nurhan Şen

# Turkish Neurosurgery

Volume: 21 Number: 2 Year: 2011

Official Journal of the Turkish Neurosurgical Society

Published quarterly by the Turkish Neurosurgical Society  
(January, April, July, October)

Owned and controlled by the Turkish Neurosurgical Society

Copyright owner on behalf of the Turkish Neurosurgical Society:  
**Murad BAVBEK**

Publishing Manager:  
**Uğur TÜRE**

Key title: Turkish Neurosurgery  
Abbreviated key title: Turk Neurosurg  
[www.turkishneurosurgery.org.tr](http://www.turkishneurosurgery.org.tr)

**ISSN:** 1019-5149

**NLM ID:** 9423821

Subscription: Sent free to the Turkish Neurosurgical Society members.  
Non-members should contact the Society for subscription.

**Publishing Services**

BULUŞ DESIGN AND PRINTING SERVICES COMPANY  
Bahriye Üçok Caddesi 9/1 Beşevler, 06500 Ankara, Turkey  
Phone: +90 312 222 44 06 Fax: +90 312 222 44 07  
[www.bulustasarim.com.tr](http://www.bulustasarim.com.tr)

**Printed at**

Miki Matbaacılık San. ve Tic. Ltd. Şti.  
Matbaacılar Sanayi Sitesi 506 Sk. No: 27 İvedik, Ankara, Turkey  
Phone: +90 312 395 21 28

This issue is published as: 1150 copies.

Printing Date: 26.04.2011

---

Turkish Neurosurgical Society  
Taşkent Caddesi 13/4 06500 Bahçelievler, Ankara/TURKEY  
Phone: +90 312 212 64 08 Fax : +90 312 215 46 26  
E-mail: [info@turkknorosirurji.org.tr](mailto:info@turkknorosirurji.org.tr)  
[www.turkknorosirurji.org.tr](http://www.turkknorosirurji.org.tr)  
[www.turkishneurosurgery.org.tr](http://www.turkishneurosurgery.org.tr)

---

Review of the articles in the journal to make sure they conform to publishing standards, typesetting, the review of English abstract and sources, getting the journal ready for publication and finally the publishing process has been the responsibility of Buluş Design and Printing Services Company.

The paper used to print this journal conforms to ISO 9705: 1994 standard (Requirements for Permanence).  
The National Library of Medicine suggests that biomedical publications be printed on acid-free paper (alkaline paper).

---

## INSTRUCTION TO THE AUTHORS

**Turkish Neurosurgery** is a peer-reviewed, multidisciplinary journal directed at an audience of neurosurgery physicians and scientists. The official language of the journal is **English**. The journal publishes original articles in the form of clinical and basic research. *Turkish Neurosurgery* will only publish studies that have institutional review board (IRB) approval and have strictly observed a sufficient follow-up period. With the exception of reference presentation, *Turkish Neurosurgery* requires that all manuscripts be prepared in accordance with the *Uniform Requirements for Manuscripts Submitted to Biomedical Journals*.

Turkish Neurosurgery periodically publishes the following papers: Original article, Reviews, Clinical and Experimental Studies, Case Reports, Technical notes, Historical Perspective, and Letters to the editors.

### Manuscript Submission

Authors are to submit their manuscripts through the Web-based tracking system at <http://www.turkishneurosurgery.org.tr>. The site contains instructions and advice on how to submit manuscripts, guidance on the creation/scanning and saving of electronic art, and supporting documentation. In addition to allowing authors to submit manuscripts on the Web, the site allows authors to follow the progression of their manuscript through the peer review process. Authors who submit their manuscripts through the Web-based tracking system are asked not to send hard copies of the manuscript to the editorial office. Please address all inquiries regarding manuscripts not yet accepted or published to the Journal's editorial office. The editorial office will acknowledge receipt of your manuscript and will send you a manuscript number for reference.

### Revised Submission

Author's comments to the reviewers are required for revised submissions. Authors must address the reviewer's concerns/suggestions and whether the change was made or not. Authors must also highlight the changes made within the text. Do not track the additions or deletions to the manuscript. If the Authors do not want to revise the manuscript within a period of two months the manuscript will automatically be declined.

**Patient anonymity and informed consent:** It is the author's responsibility to ensure that a patient's anonymity is carefully protected and to verify that any experimental investigation with human subjects reported in the manuscript was performed with informed consent and followed all the guidelines for experimental studies with human subjects required by the institution(s) with which all the authors are affiliated. Authors should mask patients' eyes, private parts and remove patients' names from all figures.

**Copyright:** All authors must sign a copy of the Journal's "Copyright Transfer/Conflict of Interest and Device Status Form" and submit it to the Editorial Office if the manuscript is accepted for publication in Turkish Neurosurgery. The authors of all published material must sign this form at the time of manuscript acceptance.

**Permissions:** Authors must submit written permission from the copyright owner (usually the publisher) to use direct quotations, tables, or illustrations that have appeared in copyrighted form elsewhere, along with complete details about the source. Any permissions fees that might be required by the copyright owner are the responsibility of the authors requesting use of the borrowed material and not the Turkish Neurosurgical Society.

### Preparation of Manuscript

Manuscripts that do not adhere to the following instructions **WILL BE RETURNED** to the corresponding author for technical revision before undergoing peer review.

**General format:** All manuscripts should be submitted in English, and formatted for standard 8 1/2 x 11-inch (21 x 28-cm) paper with at least a 1-inch (2.5 cm) margin on all sides and double-spaced.

**Style:** Pattern manuscript style after the *American Medical Association Manual of Style (9th edition)*, *Stedman's Medical Dictionary (27th edition)* and *Merriam Webster's Collegiate Dictionary (10th edition)* should be used as standard references. Refer to drugs and therapeutic agents by their accepted generic or chemical names, and do not abbreviate them. Use code numbers only when a generic name is not yet available. In that case, supply the chemical name and a figure giving the chemical structure of the drug. Capitalize the trade names of drugs and place them in parentheses after the generic names. To comply with trademark law, include the name and location (city and state in USA; city and country outside USA) of the manufacturer of any drug, supply, or equipment mentioned in the manuscript. Use the metric system to express the units of measure and degrees Celsius to express temperatures, and SI units rather than conventional units.

**Submit the manuscript electronically via:**

**<http://www.turkishneurosurgery.org.tr>** in the following order:

**1) Title page:** Include on the title page (a) complete manuscript title; (b) authors' full names, highest academic degrees, and affiliations; (c) name and address for correspondence, including fax number, telephone number, and e-mail address; (d) address for reprints if different from that of corresponding author; (e) sources of support that require acknowledgment; (f) any other acknowledgment the authors wish to include. Please verify that the spelling, order, and affiliation of each author are correct. The Journal is not responsible for published misspelled names due to author error. **A Running Head** should appear in the title page. The running head should be no more than three to five words from the title, and should **NOT** include the authors' names.

**2) Structured Abstract (only for clinical and experimental research papers),** and Key Words. The following subheads must be included in the Structured Abstract: **Objective (Background), Methods, Results, Conclusions**. Do not cite references in the abstract, and limit the use of abbreviations and acronyms. The structured abstract must **be no more**

than 200 words. List three to eight **Key Words after the Abstract**. It is not necessary to provide a structured abstract for submissions to the Case Reports, Review article, Technical note, Historical article and Letters to the editor sections.

3) **Text:** Organize the manuscript into four main headings: **Introduction, Materials and Methods, Results, and Discussion**. For Clinical Trials, Experimental and Anatomic Studies and similar study designs, please attach the Ethical Committee Approval Form to the manuscript submission. Define abbreviations at first mention in text and in each table and figure. If a brand name is cited, supply the manufacturer's name and address (City and state/country).

**Terms:** Do not use the term hardware. Acceptable substitutions include implants and instrumentation. Constructs or montage may be used if the reference is to a particular pattern of fixation points for the instrumentation.

**Abbreviations:** For a list of standard abbreviations, consult the Council of Biology Editors Style Guide (available from the Council of Science Editors, 9650 Rockville Pike, Bethesda, MD 20814) or other standard sources. Write out the full term for each abbreviation at its first use unless it is a standard unit of measure.

4) **Supplemental video files should be submitted following these conditions:**

- I- .wmv, .mov, .flv, .qt, .mpg, .mpeg, .mp4 formats only
- II- Video files should be formatted with a 320 x 240 pixel minimum screen size.
- III- Videos **MUST** include narration from the senior author in English.
- IV- Only 1 supplemental video may be uploaded. Supplemental video should be no longer than 8 MB. Videos may include narration from the senior author in English.

5) **References:** The authors are responsible for the accuracy of the references. Key the references (double-spaced) at the end of the manuscript. Cite references in text in alphabetical order. Do not link the references to the text. Cite unpublished data, such as papers submitted but not yet accepted for publication or personal communications, in parentheses in the text. List all authors of the reference. Refer to the List of Journals Indexed in Index Medicus for abbreviations of journal names, or access the list at <http://www.nlm.nih.gov/tsd/serials/lji.html>. Sample references are given below:

#### *Journal article*

1. Guiot BH, Khoo LT, Fessler RG: A minimally invasive technique for decompression of the lumbar spine. *Turkish Neurosurgery* 27: 432-438, 2002

#### *Book chapter*

2. Sweitzer S, Arruda J, DeLeo J: The cytokine challenge: Methods for the detection of central cytokines in rodent models of persistent pain. In: Kruger L, ed. *Methods in Pain Research*. Boca Raton, FL: CRC Press, 2001: 109-132

#### *Entire book*

3. Atlas SW: *Magnetic Resonance Imaging of the Brain and Spine*. Philadelphia: Lippincott Williams & Wilkins, 2001.

#### *Software*

4. Epi Info [computer program]. Version 6. Atlanta: Centers for Disease Control and Prevention, 1994.

#### *Online journals*

5. Friedman SA. Preeclampsia: A review of the role of prostaglandins. *Obstet Gynecol* [serial online]. January 1988;71:22-37. Available from: BRS Information Technologies, McLean, VA. Accessed December 15, 1990.

#### *Database*

6. CANCERNET-PDQ [database online]. Bethesda, MD: National Cancer Institute, 1996. Updated March 29, 1996.

#### *World Wide Web*

7. Gostin LO. Drug use and HIV/AIDS [JAMA HIV/AIDS web site]. June 1, 1996. Available at: <http://www.ama-assn.org/special/hiv/ethics>. Accessed June 26, 1997.

#### 5) **Tables and Figures:**

**Tables:** Create tables in **Word** format using the table creating and editing feature of your word processing software. Do not use Excel or comparable spreadsheet programs. **Tables should not exceed page width of 41 picas or 17.5 cm**. Supply tables together in a separate file. Cite tables consecutively in the text, and number them in that order. Key each on a separate sheet, include the table title, appropriate column heads, and explanatory legends (including definitions of any abbreviations used). **Do not embed tables within the body of the manuscript**. They should be self-explanatory and should supplement, rather than duplicate, the material in the text.

**Digital Figures:** All electronic art can be submitted through the Web-based tracking system <http://www.turkishneurosurgery.org.tr>

1. **Format:** Electronic art should be created/scanned and saved and submitted either as a **JPEG file**.

2. **Sizing and Resolution:** Line art must have a resolution of at least 1200 dpi (dots per inch), and electronic photographs, radiographs, CT scans, and scanned images must have a resolution of at least 300 dpi. Figures should be sized to fit either 1 column (20 picas/8.4 cm), 1 1/2 columns (30 picas/12.65 cm OR 2 columns (41 picas/17.5 cm) on a page. Sizing and Resolution can be checked through the free Sheridan Digital art checker at <http://dx.sheridan.com/onl>

3. **Fonts:** If fonts are used in the artwork, they must be converted to paths or outlines or they must be embedded in the files. Fonts must be 8 pt and be sized consistently throughout the artwork. The best font to use is Helvetica.

**Figure legends:** Legends must be submitted for all figures. They should be brief and specific and less than 150 characters or approximately 50 words. List figure legends on a separate page at the end of the manuscript text.

**Color figures:** The journal accepts for publication color figures that will enhance an article. **Authors who submit color figures will receive an estimate of the cost for color reproduction**. If they decide not to pay for color reproduction, they can request that the figures be converted to black and white at no charge. The authors may also request that their color figures be posted online only.

## Manuscript Checklist (before submission. For author reference only)

1. Title page
  - Corresponding author designated, and full mailing address included on title page
  - E-mail address of corresponding author included on title page
  - Running head
  - Permission to reproduce copyrighted materials or signed patient consent forms
  - Acknowledgments listed for grants, technical support, and corporate support on title page
2. Structured abstract with key words (200 words)
3. Manuscript text with page numbers
4. Figure legends
5. Tables (Word, Wordperfect)
6. Figures (jpeg)
7. References double-spaced and cited in alphabetical order

**Letter to the Editor:** Letters to the Editor can also be submitted through Editorial Manager. Letters should refer to the title and authors of the article the letter is about and should be no longer than **300** words with no more than 3 references. Letters to the Editor are sent to the article authors for response. The Editor-in-Chief makes the final decision on whether letters to the editor and the responses are published.

## After Acceptance

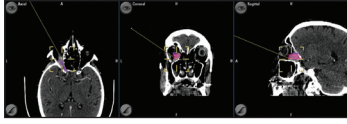
**Page proofs and corrections:** Corresponding authors will receive electronic page proofs to check the copyedited and typeset article before publication. Portable document format (PDF) files of the typeset pages and support documents (e.g., reprint order form) will be sent to the corresponding author via e-mail. Complete instructions for downloading and printing the files and for faxing the corrected pages to the publisher will be provided with the e-mail. Authors without an e-mail address will receive traditional page proofs. It is the author's responsibility to ensure that there are no errors in the proofs. Changes that have been made to conform to journal style will stand if they do not alter the author's meaning. Only the most critical changes of the accuracy of the content will be made. Changes that are stylistic or are a reworking of previously accepted material will not be allowed. The publisher reserves the right to deny any changes that do not affect the accuracy of the content. Authors may be charged for alterations to the proofs beyond those required to correct errors or to answer queries. Proofs must be checked carefully and corrections faxed within 24 to 48 hours of receipt, as requested in the cover letter accompanying the page proofs.

**Publisher's contact:** Fax corrected page proofs, reprint order forms, and any other related materials to Journal Production Editor, Turkish Neurosurgery, +90 312 212 64 08. Color proofs should be returned to Journal Production Editor, Turkish Neurosurgery, Taşkent Caddesi 13/4, Bahçelievler-06500 ANKARA, TURKEY

**Reprints:** Authors will receive a reprint order form and a price list with the page proofs. Reprint requests should be faxed with the corrected proofs, if possible. Reprints are normally shipped 6 to 8 weeks after publication of the issue in which the item appears. Contact the Reprint Department, Taşkent Caddesi No: 13/4, Bahçelievler-06500 ANKARA, TURKEY

## ORIGINAL INVESTIGATIONS

119

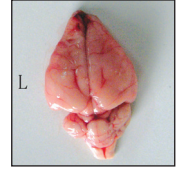
**Neuronavigation in Craniocorbital Neurosurgery - Do We Really Need It?***Kranyoorbital Nöroşürjide Nöronavigasyon - Gerçekten İhtiyacımız Var Mı?*

Yavor ENCHEV, Christo TZEKOV, Dilyan FERDINANDOV, Assen CEKOV, Toma SPIRIEV

127

**Noncontrast and Perfusion CT Provides Accurate Assessment of Head Deceleration Injury***Kontrastsız ve Perfüzyon BT Beyin Deselerasyon Yaralanmasının Doğru Değerlendirilmesini Sağlar*

Rong CHEN, Shao Xiang ZHANG, Hui ZHAO, Zhi Yong YIN, Jin Hua CHEN, Wei Guo ZHANG



135

**Nonspecific Low Back Pain in a Group of Young Adult Men***Genç Erişkin Erkek Grubunda Bel Ağrısı*

Mehmet SECER, Osman Arıkan NACAR, M. Johongir MURADOV, Fatih ALTINTOPRAK, Baris KABALI, Zafer SENOL, K. Alisher UMAROV

140

**The Influence of Subthalamic Nucleus Deep Brain Stimulation on Physical, Emotional, Cognitive Functions and Daily Living Activities in Patients with Parkinson's Disease***Parkinson Hastalarında Subtalamik Çekirdek Derin Beyin Stimülasyonunun Fiziksel, Emosyonel, Kognitif Fonksiyon ve Günlük Yaşam Aktiviteleri Üzerine Etkisi*

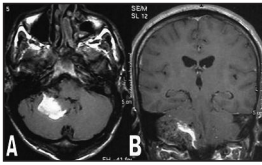
Filiz ALTUG, Feridun ACAR, Goksemin ACAR, Ugur CAVLAK

147

**Spectrum of Surgical Complications of Temporal Lobe Epilepsy Surgery: A Single - Center Study***Temporal Lob Epilepsi Cerrahisinin Cerrahi Komplikasyon Spektrumu: Tek Merkezli Çalışma*

Huseyin İlker IPEKDAL, Omer KARADAS, Ersin ERDOGAN, Zeki GOKCIL

152

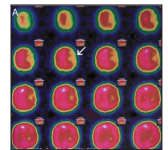
**The Correlation Between Hematoma Volume and Outcome in Ruptured Posterior Fossa Arteriovenous Malformations Indicates the Importance of Surgical Evacuation of Hematomas***Rüptüre Posterior Fossa Arteriovenöz Malformasyonlarda Hematom Volümü ile Klinik Sonuç Arasındaki İlişki ve Hematomun Cerrahi Tedavisinin Önemi*

Adem YILMAZ, Ahmet Murat MUSLUMAN, Ayhan KANAT, Halit CAVUSOGLU, Yuksel TERZI, Yunus AYDIN

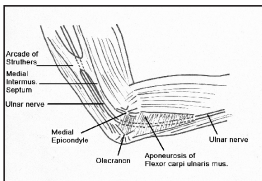
160

**Indirect Bypass Procedures for Moyamoya Disease in Pediatric Patients***Moyamoya Hastalığı Olan Çocuklarda İndirekt Bypass Cerrahileri*

Tuncer TURHAN, Yusuf ERSAHIN



167

**Simple Decompression of the Ulnar Nerve at the Elbow Via Proximal and Distal Mini Skin Incisions***Dirsekte Ulnar Sinir Tuzaklanmasının Proksimal ve Distal Mini İnsizyonlar ile Basit Dekompresyonu*

Tarkan CALISANELLER, Ozgur OZDEMIR, Hakan CANER, Nur ALTINORS

- 172 **Efficacy and Safety of Surgery for Lumbar Disc Herniation in Patients Aged 80 and Older**  
*Seksen Yaş ve Üzeri Hastalarda Lomber Disk Hernisi Cerrahisinin Etkinliği ve Güvenliliği*  
Hai NIE, Dianming JIANG, Yunsheng OU, Zhengxue QUAN, Chunhong BAI, Hong AN

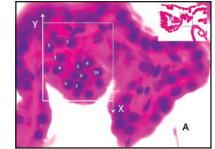
- 177 **Experience of Carpal Tunnel Syndrome that Operated Using a Limited Uni Skin Incision**  
*Sınırlandırılmış Tek Cilt İnsizyonu ile Opere Edilen Karpal Tünel Sendromu Deneyimimiz*  
Hasan Serdar ISIK, Ugur BOSTANCI



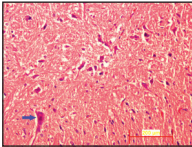
- 181 **Anatomical Variations of the Foramen Magnum, Occipital Condyle and Jugular Tubercle**  
*Foramen Magnum, Oksipital Kondil ve Juguler Tüberkülün Anatomik Varyasyonları*  
Emel AVCI, Ahmet DAGTEKIN, A. Hakan OZTURK, Engin KARA, Nail Can OZTURK, Kutluay ULUC, Erinc AKTURE, Mustafa K. BASKAYA



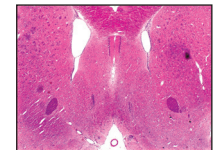
- 191 **The Effects of Impulse Noise on the Epithelial Cells of the Choroid Plexus**  
*Ses İmpulslarının Koroid Pleksus Epitel Hücreleri Üzerine Etkisi*  
Mehmet Dumlu AYDIN, Mehmet Kaan UNGOREN, Nazan AYDIN, Zekai HALICI, Arif ONDER, GUNDOGDU, Yusuf IZCI



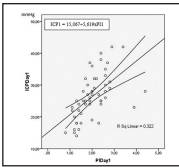
- 197 **Effects of Parenteral Nutritional Support with Fish-Oil Emulsion on Spinal Cord Recovery in Rats with Traumatic Spinal Cord Injury**  
*Travmatik Spinal Kord Yaralanması Olan Sıçanlarda Paraneteral Balık Yağı Emülsiyonu ile Yapılan Beslenme Desteğinin Omuriliğin İyileşmesi Üzerine Etkileri*  
Selin TURAL EMON, Arzu GERCEK IRBAN, Suheyly UYAR BOZKURT, Dilek AKAKIN, Deniz KONYA, Serdar OZGEN



- 203 **Antithrombin III and Enoxaparin Treatment Inhibit Contusion-Triggered Cell Death, Inflammation, Hemorrhage and Apoptosis after Severe Traumatic Brain Injury in Rats**  
*Antitrombin III ve Enoksaparin Tedavisi, Sıçanlarda Oluşturulmuş Travmatik Beyin Yaralanması Modelinde Hücre Ölümü, İnflamasyon, Hemoraji ve Apoptozu Azaltmaktadır*  
Orhan SEN, Erkin SONMEZ, Melih CEKINMEZ, Ozlem OZEN, Hakan CANER

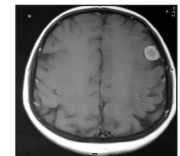


- 210 **Correlation of Pulsatility Index with Intracranial Pressure in Traumatic Brain Injury**  
*Travmatik Beyin Hasarında İntrakranial Basınçla Pulsatilite İndeksinin Korelasyonu*  
Melek GURA, İlhan ELMACI, Ramazan SARI, Nilufer COSKUN

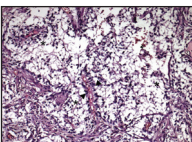


## CASE REPORTS

- 216 **Primary Brain Tumors Associated with Cerebral Aneurysm: Report of Three Cases**  
*Serebral Anevrizma ile Birlikte Olan Primer Beyin Tümörleri: Üç Olgu Sunumu*  
Hikmet TURAN SUSLU, Mustafa BOZBUGA



- 222 **Diencephalic Juvenile Pilocytic Astrocytoma with Leptomeningeal Dissemination**  
*Leptomeningeal Yayılımlı Diensefalik Juvenil Pilo miksoid Astrositom*  
Amit MAHORE, Avinash KAMMAR, Nitin DANGE, Sridhar EPARI, Atul GOEL



226

**Isolated Enchondroma of Atlas***Atlasın İzole Enkondromu*

Abrar Ahad WANI, Javeed Iqbal ZARGAR, Altaf U RAMZAN, Nayil K MALIK, Iqbal LONE, MA WANI



230

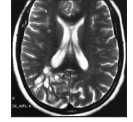
**Apoplexy in Sellar Metastasis: A Case Report and Review of Literature***Sella Metastazında Apopleksi: Bir Olgu Sunumu ve Literatürün Gözden Geçirilmesi*

Sarbjit Singh CHHIBER, Abdul Rashid BHAT, Shoukat H KHAN, Mohd Afzal WANI, Altaf U RAMZAN, Altaf R KIRMANI, Nayel K MALIK, Abrar A WANI, Tanveer RATHER

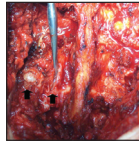
235

**Giant Cystic Virchow-Robin Spaces with Adjacent White Matter Signal Alteration***Komşu Beyaz Madde Değişiklikleri ile Birlikte Dev Kistik Virchow-Robin Boşlukları*

Nisar A WANI, Farooq MIR, Irshad M BHAT, Tariq GOJWARI, Salma BHAT



239

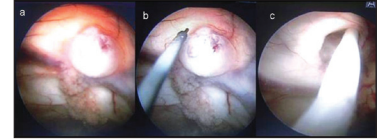
**Existence of Two Separate Facet Joints on the Same Side: Case of a Congenital Anomaly***İki Ayrı Faset Eklemi Aynı Tarafa Bulunması: Konjenital Anomalili Bir Vaka*

Murat KUTLAY, Berker CEMIL, Kivanc TOPUZ, Mehmet Nusret DEMIRCAN, Zafer KUCUKODACI

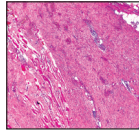
242

**Unilateral Hydrocephalus: Atypical Presentation of Intracranial Tuberculoma***Tek Taraflı Hidrosefali: İntrakranyal Tüberkülozun Atipik Bir Sunumu*

Deepak Kumar SINGH, Manu RASTOGI, Anurag SHARMA, Mazhar HUSAIN



246

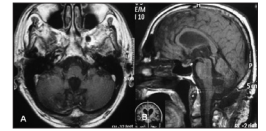
**Extraabdominal Desmoid Tumor Appearing Following Resection of Thoracolumbar Schwannoma***Torakolomber Schwannom Cerrahisi Sonrası Ortaya Çıkan Ekstraabdominal Desmoid Tümör*

Erkin SONMEZ, Nur ALTINORS, Salih GULSEN, Ozlem OZEN

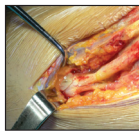
249

**Primary Fourth Ventricular Meningioma: Case Report and Review of the Literature***Primer 4. Ventrikül Meninjiomu: Olgu Sunumu ve Literatür Derlemesi*

Ilker ALVER, Bashar ABUZAYED, Ali Metin KAFADAR, Siyavus MUHAMMEDREZAI, Galip Zihni SANUS, Ziya AKAR



254

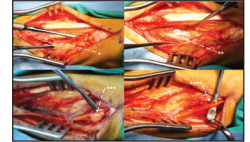
**Pure Peroneal Intraneural Ganglion Cyst Ascending Along the Sciatic Nerve***Siyatik Sinir Boyunca İlerleyen Saf Peroneal İntranöral Ganglion Kisti*

Ozkan TEHLI, Ramazan Cengiz CELIKMEZ, Baris BIRGILI, Ilker SOLMAZ, Ertugrul CELIK

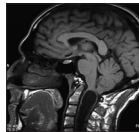
259

**Anterior Tarsal Tunnel Syndrome Secondary to Missed Talus Fracture: A Case Report***Atlanmış Talus Fraktürüne İkincil Anterior Tarsal Tünel Sendromu: Olgu Sunumu*

Ahmet CETINKAL, Kivanc TOPUZ, Serdar KAYA, Ahmet COLAK, Mehmet Nusret DEMIRCAN



264

**A New Entity: Chiari Zero Malformation and Its Surgical Method***Yeni Bir Tanım: Chiari Sıfır Malformasyonu ve Onun Cerrahi Tedavisi*

Nejat ISIK, İlhan ELMACI, Mustafa KAKSI, Bekir GOKBEN, Nihal ISIK, Melek CELIK

269

**Operative Illustrations of the Osborne's Ligament***Osborne Ligamanının Ameliyat Fotoğrafları*

Serkan SIMSEK, Uygur ER, Adnan DEMIRCI, Mehmet SORAR

