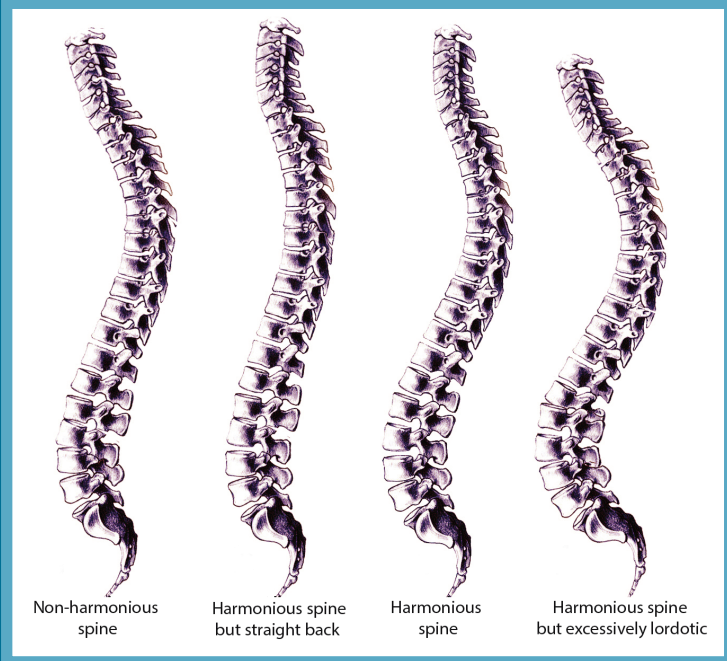
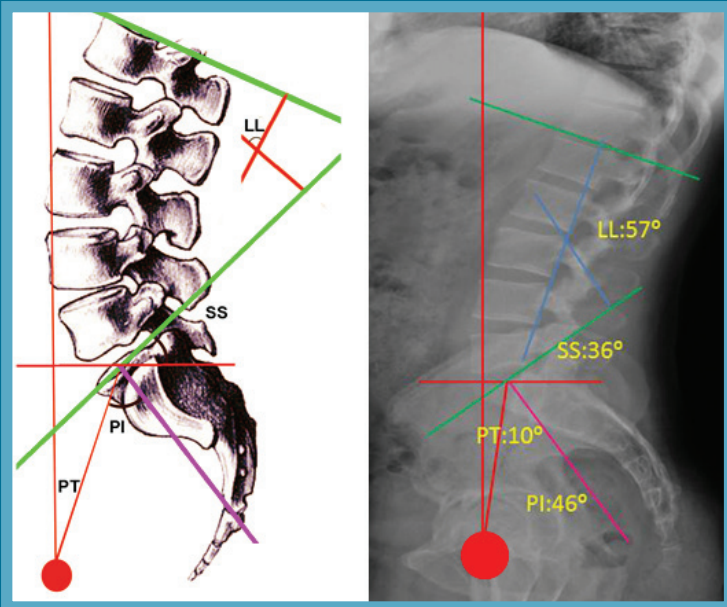


# Turkish Neurosurgery

Official Journal of the Turkish Neurosurgical Society

ISSN 1019-5149 - NLM ID 9423821  
VOLUME 24 - SUPPLEMENT 1 - YEAR 2014



## SURGERY OF SPINAL DEFORMITY SUPPLEMENT ISSUE

*General Approach to Spine Deformities*

*Sagittal Balance in the Spine*

*Lumbar Segmental Instability and Deformity*

*Congenital Scoliosis*

*Idiopathic Scoliosis*

*Adult Deformity*

*Kyphosis: Diagnosis, Classification and Treatment Methods*

*Iatrogenic Spinal Deformities*

*Dynamic and Dynamic-Hybrid Instrumentation in Deformity Surgery*

*Endoscopic Approach to Treat Thoracal Spine Deformity*

*Rehabilitation After Surgery of the Spinal Deformity*

*Overview of Complications*





# Turkish Neurosurgery

Official Journal of the Turkish Neurosurgical Society

TURKISH NEUROSURGICAL SOCIETY

Volume: 24 Supplement: 1 Year: 2014

[www.turkishneurosurgery.org.tr](http://www.turkishneurosurgery.org.tr)

## PRESIDENTS

Nurhan Avman	1985-1986
Aykut Erbenli	1986-1987
Özdemir Gürçay	1988-1988
Tunçalp Özgen	1988-1989
Yücel Kanpolat	1989-1990
Osman E. Özcan	1990-1992
Ertekin Arasil	1992-1993
Yamaç Taşkın	1993-1995
Yücel Kanpolat	1995-1996
Nur Altınörs	1996-1997
Kemali Baykaner	1997-1998
Kaya Aksoy	1998-2000
Necmettin Pamir	2000-2002
Nurcan Özdamar	2002-2004
Selçuk Palaoğlu	2004-2006
Mehmet Zileli	2006-2008
Ethem Beşkonaklı	2008-2010
Murad Bavbek	2010-2012
Uğur Türe	2012

## EDITORS

Tunçalp Özgen	1989-1989
Yücel Kanpolat	1989-1990
Osman E. Özcan	1990-1992
Selçuk Palaoğlu	1992-1994
Nur Altınörs	1994-1995
Selçuk Palaoğlu	1995-1996
Zafer Kars	1996-1998
Kaya Aksoy	1998-2000
Murad Bavbek	2000-2003
Erdener Timurkaynak	2003-2004
Kemal Benli	2004-2006
Hakan Caner	2007-2013
Deniz Belen	2014-

Turkish Neurosurgery has been accepted  
for indexing in:  
SCIENCE CITATION INDEX EXPANDED  
INDEX MEDICUS, MEDLINE, PubMed,  
Scopus

**Editor-in-Chief:** Deniz Belen : [turkishneurosurgery@gmail.com](mailto:turkishneurosurgery@gmail.com)

**Editors of the Supplement Issue:** Tuncer Süzer : [tuncers@amerikanhastanesi.org](mailto:tuncers@amerikanhastanesi.org)  
Fahir Özer : [alifahirozer@gmail.com](mailto:alifahirozer@gmail.com)

**Editor:** Cem Yılmaz : [cemerimiyilmaz@gmail.com](mailto:cemerimiyilmaz@gmail.com)

## Editors of Sections:

Prof. Dattatraya Muzumdar MD (Editor of Neurooncology Section) : [dmuzumdar@hotmail.com](mailto:dmuzumdar@hotmail.com)  
Prof. Hidenori Kobayashi MD (Editor of Cerebrovascular Section) : [hidek-fchs@kbh.biglobe.ne.jp](mailto:hidek-fchs@kbh.biglobe.ne.jp)  
Prof. Kemali Baykaner MD (Editor of Pediatric Neurosurgery Section) : [baykaner@yahoo.com](mailto:baykaner@yahoo.com)  
Prof. Ali Fahir Özer MD (Editor of Spinal Surgery Section) : [alifahirozer@gmail.com](mailto:alifahirozer@gmail.com)  
Prof. Minoru Fujiki MD (Editor of Neurotrauma Section) : [fujiki@oita-u.ac.jp](mailto:fujiki@oita-u.ac.jp)

## Associate Editors:

Selim Ayhan : [selim\\_ayhan@yahoo.com](mailto:selim_ayhan@yahoo.com) Salih Gülşen : [salihgulsen07@gmail.com](mailto:salihgulsen07@gmail.com)  
Burçak Bilginer : [burcak@tr.net](mailto:burcak@tr.net) Yusuf İzci : [yizci@gata.edu.tr](mailto:yizci@gata.edu.tr)  
Denizhan Divanlıoğlu : [ddivanlioglu@gmail.com](mailto:ddivanlioglu@gmail.com) Hakan Seçkin : [hakanseckin@tr.net](mailto:hakanseckin@tr.net)  
Hakan Emmez : [hakanemmez@gmail.com](mailto:hakanemmez@gmail.com) Ali Erdem Yıldırım : [alierdemyildirim@gmail.com](mailto:alierdemyildirim@gmail.com)

## ADVISORY BOARD

### International

Ossama Al-Mefty, *USA* Tetsuo Kanno, *Japan* James T. Rutka, *Canada*  
Michael J. Apuzzo, *USA* Neal F. Kassell, *USA* Christian Sainte-Rose, *France*  
Issam A. Awad, *USA* Takeski Kawase, *Japan* Majid Samii, *Germany*  
Mustafa Başkaya, *USA* Andrew H. Kaye, *Australia* Bernd W. Scheitauer, *USA*  
Edward C. Benzel, *USA* Hidenori Kobayashi, *Japan* Johannes Schramm, *Germany*  
Peter M. Black, *USA* Shigeaki Kobayashi, *Japan* Lalgam Sekhar, *USA*  
Mario Brock, *Germany* Edward R. Laws, Jr, *USA* Marc Sindou, *France*  
Rudolph Fahlbusch, *Germany* Kevin Lee, *USA* Robert F. Spetzler, *USA*  
Michael Fehlings, *Canada* Joseph C. Maroon, *USA* Kintomo Takakura, *Japan*  
Fleming Gjerris, *Denmark* David G. McLone, *USA* David GT Thomas, *England*  
Ziya Gökaslan, *USA* Evandro de Oliveira, *Brazil* Nicolas de Tribolet, *Switzerland*  
Murat Günel, *USA* Robert J. Ojemann, *USA* M. Gazi Yaşargil, *USA*  
John A. Jane, *USA* Albert L. Rhoton Jr, *USA*  
Jääskeläinen Juh, *Finland* Concezio Di Rocco, *Italy*

### National

Sabri Cem Açıkbaş, *Antalya* Uygur Er, *Ankara* Sait Naderi, *İstanbul*  
Halil Ak, *İstanbul* Bülent Erdoğan, *Ankara* Nezihtin Oktar, *İzmir*  
Nejat Akalan, *Ankara* Yusuf Erşahin, *İzmir* Tunç Öktenoğlu, *İstanbul*  
Atilla Akbay, *Ankara* M. Kemal Hamamcıoğlu, *İstanbul* Fahir Özer, *İstanbul*  
Nur Altınörs, *Ankara* Murat Hancı, *İstanbul* Selçuk Palaoğlu, *Ankara*  
Nuri Arda, *İzmir* Servet İnci, *Ankara* Necmettin Pamir, *İstanbul*  
Ali Arslantaş, *Eskişehir* Yusuf İzci, *Ankara* Mehdi Sasani, *İstanbul*  
Başar Atalay, *İstanbul* Serdar Kahraman, *İstanbul* Ali Savaş, *Ankara*  
Naci Balak, *İstanbul* Tuncay Kaner, *İstanbul* İhsan Solaroğlu, *İstanbul*  
Murad Bavbek, *Ankara* Erkan Kaptanoğlu, *Lefkoşa* Alparslan Şenel, *Samsun*  
Kemali Baykaner, *Ankara* Mehduh Kaymaz, *Ankara* Serkan Şimşek, *Ankara*  
Mustafa Berker, *Ankara* M. Yaşar Kaynar, *İstanbul* Sait Şirin, *Ankara*  
Ethem Beşkonaklı, *Ankara* Evren Keleş, *İstanbul* Uğur Türe, *İstanbul*  
Sedat Çağlı, *İzmir* Talat Kırış, *İstanbul* Ağahan Ünlü, *Ankara*  
Adnan Dağçınar, *İstanbul* Kemal Koc, *Kayseri* Mehmet Zileli, *İzmir*  
Mehmet Daneyemez, *Ankara* Kadir Kotil, *İstanbul* İbrahim Ziyal, *İstanbul*  
Bülent Düz, *İstanbul* Melike Mut, *Ankara*

**Redaction:** Dr. Aydın Yuluğ, Aytaç Yıldızeli

**Secretary :** Mukadder Karakaya Çerçi, Nurhan Şen

**Plagiarism:** Hüseyin Körpeoğlu

**Web site design:** Pleksus Information Technology

# Turkish Neurosurgery

Volume: 24 Supplement: 1 Year: 2014

Official Journal of the Turkish Neurosurgical Society

Turkish Neurosurgery is published six times per year by the Turkish Neurosurgical Society (January, March, May, July, September, and November)

Owned and controlled by the Turkish Neurosurgical Society

Copyright owner on behalf of the Turkish Neurosurgical Society:  
**Uğur TÜRE**

Publishing Manager:  
**İhsan SOLAROĞLU**

Key title: Turkish Neurosurgery  
Abbreviated key title: Turk Neurosurg  
[www.turkishneurosurgery.org.tr](http://www.turkishneurosurgery.org.tr)

**ISSN:** 1019-5149  
**NLM ID:** 9423821

Subscription: Sent free to the Turkish Neurosurgical Society members.  
Non-members should contact the Society for subscription.

#### **Publishing Services**

BULUŞ DESIGN AND PRINTING SERVICES COMPANY  
Bahriye Üçok Caddesi 9/1 Beşevler, 06500 Ankara, Turkey  
Phone: +90 312 222 44 06 Fax: +90 312 222 44 07  
[www.bulustasarim.com.tr](http://www.bulustasarim.com.tr)

#### **Printed at**

Sonsöz Gazetecilik ve Matbaacılık Tic. Ltd. Şti.  
Matbaacılar Sanayi Sitesi 35. Cadde, No: 56 İvedik, Ankara, Turkey  
Phone: +90 312 394 57 71

This issue is published as: 1500 copies.  
Printing Date: 28.02.2014

Turkish Neurosurgical Society  
Taşkent Caddesi 13/4 06500 Bahçelievler, Ankara/TURKEY  
Phone: +90 312 212 64 08 Fax : +90 312 215 46 26  
E-mail: [info@turknorosirurji.org.tr](mailto:info@turknorosirurji.org.tr)  
[www.turknorosirurji.org.tr](http://www.turknorosirurji.org.tr)  
[www.turkishneurosurgery.org.tr](http://www.turkishneurosurgery.org.tr)

Review of the articles in the journal to make sure they conform to publishing standards, typesetting, the review of English abstract and sources, getting the journal ready for publication and finally the publishing process has been the responsibility of Buluş Design and Printing Services Company.

The paper used to print this journal conforms to ISO 9706: 1994 standard (Requirements for Permanence).  
The National Library of Medicine suggests that biomedical publications be printed on acid-free paper (alkaline paper).



#### **ENVIRONMENTAL INFORMATION**

The company that manufactures the paper used in this journal has an ISO 14001 environmental management certificate. The company obtains all wood fiber in a sustainable manner. The forests and plantations of the company are certified. The water used in production is purified and used after recovery.

Heavy metals or film are not used for the publication of this journal. The fluids used for developing the aluminum printing templates are purified. The templates are recycled. The inks used for printing do not contain toxic heavy metals.

**This journal can be recycled. Please dispose of it in recycling containers.**

## INSTRUCTION TO THE AUTHORS

**Turkish Neurosurgery** is a peer-reviewed, multidisciplinary journal directed at an audience of neurosurgery physicians and scientists. The official language of the journal is **English**. The journal publishes original articles in the form of clinical and basic research. *Turkish Neurosurgery* will only publish studies that have institutional review board (IRB) approval and have strictly observed a sufficient follow-up period. With the exception of reference presentation, *Turkish Neurosurgery* requires that all manuscripts be prepared in accordance with the *Uniform Requirements for Manuscripts Submitted to Biomedical Journals*.

Turkish Neurosurgery periodically publishes the following papers: Original article, Reviews, Clinical and Experimental Studies, Case Reports, Technical notes, Historical Perspective, and Letters to the editors.

### Manuscript Submission

Authors are to submit their manuscripts through the Web-based tracking system at <http://www.turkishneurosurgery.org.tr>. The site contains instructions and advice on how to submit manuscripts, guidance on the creation/scanning and saving of electronic art, and supporting documentation. In addition to allowing authors to submit manuscripts on the Web, the site allows authors to follow the progression of their manuscript through the peer review process. Authors who submit their manuscripts through the Web-based tracking system are asked not to send hard copies of the manuscript to the editorial office. Please address all inquiries regarding manuscripts not yet accepted or published to the Journal's editorial office. The editorial office will acknowledge receipt of your manuscript and will send you a manuscript number for reference.

### Revised Submission

Author's comments to the reviewers are required for revised submissions. Authors must address the reviewer's concerns/suggestions and whether the change was made or not. Authors must also highlight the changes made within the text. Do not track the additions or deletions to the manuscript. If the Authors do not want to revise the manuscript within a period of two months the manuscript will automatically be declined.

**Patient anonymity and informed consent:** It is the author's responsibility to ensure that a patient's anonymity is carefully protected and to verify that any experimental investigation with human subjects reported in the manuscript was performed with informed consent and followed all the guidelines for experimental studies with human subjects required by the institution(s) with which all the authors are affiliated. Authors should mask patients' eyes, private parts and remove patients' names from all figures.

**Copyright:** All authors must sign a copy of the Journal's "**Copyright Transfer/Conflict of Interest and Device Status Form**" and submit it to the Editorial Office if the manuscript is accepted for publication in *Turkish Neurosurgery*. The authors of all published material must sign this form at the time of manuscript acceptance.

**Permissions:** Authors must submit written permission from the copyright owner (usually the publisher) to use direct quotations, tables, or illustrations that have appeared in copyrighted form elsewhere, along with complete details about the source. Any permissions fees that might be required by the copyright owner are the responsibility of the authors requesting use of the borrowed material and not the Turkish Neurosurgical Society.

### Preparation of Manuscript

Manuscripts that do not adhere to the following instructions **WILL BE RETURNED** to the corresponding author for technical revision before undergoing peer review.

**General format:** All manuscripts should be submitted in English, and formatted for standard 8 1/2 x 11-inch (21 x 28-cm) paper with at least a 1-inch (2.5 cm) margin on all sides and double-spaced.

**Style:** *Pattern manuscript style after the American Medical Association Manual of Style (9th edition), Stedman's Medical Dictionary (27th edition) and Merriam Webster's Collegiate Dictionary (10th edition)* should be used as standard references. Refer to drugs and therapeutic agents by their accepted generic or chemical names, and do not abbreviate them. Use code numbers only when a generic name is not yet available. In that case, supply the chemical name and a figure giving the chemical structure of the drug. Capitalize the trade names of drugs and place them in parentheses after the generic names. To comply with trademark law, include the name and location (city and state in USA; city and country outside USA) of the manufacturer of any drug, supply, or equipment mentioned in the manuscript. Use the metric system to express the units of measure and degrees Celsius to express temperatures, and SI units rather than conventional units.

**Submit the manuscript electronically via:**

**<http://www.turkishneurosurgery.org.tr>** in the following order:

**1) Title page:** Include on the title page (a) complete manuscript title; (b) authors' full names, highest academic degrees, and affiliations; (c) name and address for correspondence, including fax number, telephone number, and e-mail address; (d) address for reprints if different from that of corresponding author; (e) sources of support that require acknowledgment; (f) any other acknowledgment the authors wish to include. Please verify that the spelling, order, and affiliation of each author are correct. The Journal is not responsible for published misspelled names due to author error. **A Running Head** should appear in the title page. The running head should be no more than three to five words from the title, and should **NOT** include the authors' names.

**2) Structured Abstract (only for clinical and experimental research papers), and Key Words.** The following subheads must be included in the Structured Abstract: **Objective (Background), Methods, Results, Conclusions.** Do not cite references in the abstract, and limit the use of abbreviations and acronyms. The structured abstract must **be no more than**

**250 words.** List three to eight **Key Words after the Abstract.** Abbreviations should be written after the keywords in the abstract. Abbreviations should be written within parentheses after writing the abbreviated phrase in full in the first instance in the text. They should be written without parentheses afterwards. For a list of standard abbreviations, consult the Council of Biology Editors Style Guide (available from the Council of Science Editors, 9650 Rockville Pike, Bethesda, MD 20814) or other standard sources. It is not necessary to provide a structured abstract for submissions to the Case Reports, Review article, Technical note, Historical article and Letters to the editor sections .

**3) Text:** Organize the manuscript into four main headings: **Introduction, Materials and Methods, Results, and Discussion.** For Clinical Trials, Experimental and Anatomic Studies and similar study designs, please attach the Ethical Committee Approval Form to the manuscript submission. Define abbreviations at first mention in text and in each table and figure. If a brand name is cited, supply the manufacturer's name and address (city and state/country). The number of words varies for different types of manuscripts. The main text should not exceed 3500 words excluding the abstract, references, tables, and figure legends for original articles, including randomized controlled trials, observational (cohort, case-control or cross-sectional) studies, diagnostic accuracy studies, systematic reviews and meta-analyses, nonrandomized behavioral and public health intervention trials, experimental animal trials, or any other retrospective or prospective clinical or experimental studies and invited articles. Case reports must not exceed 1000 words (excluding references, tables, and figure legends). Case reports cannot have more than 4 authors, 15 references, and 4 figures or tables. For case illustrations, the number of words must not exceed 500 words (excluding references, tables, and figure legends). For technical notes, the number of words must not exceed 1000 words, and there should not be more than four authors or fifteen references. There is no limitation for figures and tables in technical notes.

**Terms:** Do not use the term hardware. Acceptable substitutions include implants and instrumentation. Constructs or montage may be used if the reference is to a particular pattern of fixation points for the instrumentation.

**4) References:** The authors are responsible for the accuracy of the references. Key the references (double-spaced) at the end of the manuscript. Cite references in text in alphabetical order. Do not link the references to the text. Cite unpublished data, such as papers submitted but not yet accepted for publication or personal communications, in parentheses in the text. List all authors of the reference. Refer to the List of Journals Indexed in Index Medicus for abbreviations of journal names, or access the list at <http://www.nlm.nih.gov/tsd/serials/lji.html>. Sample references are given below:

#### 1. Journal article

Guiot BH, Khoo LT, Fessler RG: A minimally invasive technique for decompression of the lumbar spine. *Turkish Neurosurgery* 27: 432-438, 2002

#### 2. Additional example

Altınörs N, Kars Z, Arda N, Şenveli E, Türker A, Çınar N: Spinal extradural metastasis of medulloblastoma. *Turk Neurosurg Suppl (veya ek) 1:* 144, 1989

#### 3. Book chapter

Sweitzer S, Arruda J, DeLeo J: The cytokine challenge: Methods for the detection of central cytokines in rodent models of persistent pain. In: Kruger L (ed), *Methods in Pain Research*. Boca Raton, FL: CRC Press, 2001: 109-132

#### 4. Entire book

Atlas SW: *Magnetic Resonance Imaging of the Brain and Spine*. Philadelphia: Lippincott Williams & Wilkins, 2001

#### 5. Example of thesis

Kanpolat Y: Trigeminal ganglion deneyisel perkütan giriş ve radyofrekans termik lezyonun histopatolojik değerlendirilmesi (Doçentlik tezi), Ankara: Ankara Üniversitesi, 1978:1- 52

#### 6. Software

Epi Info [computer program]. Version 6. Atlanta: Centers for Disease Control and Prevention, 1994

#### 7. Online journals

Friedman SA. Preeclampsia: A review of the role of prostaglandins. *Obstet Gynecol* [serial online]. January 1988;71:22-37. Available from: BRS Information Technologies, McLean, VA. Accessed December 15, 1990

#### 8. Database

CANCERNET-PDQ [database online]. Bethesda, MD: National Cancer Institute, 1996. Updated March 29, 1996

#### 9. World Wide Web

Gostin LO. Drug use and HIV/AIDS [JAMA HIV/AIDS web site]. June 1, 1996. Available at: <http://www.ama-assn.org/special/hiv/ethics>. Accessed June 26, 1997

#### 5) Tables and Figures:

**Tables:** Create tables in **word format** using the table creating and editing feature of your word processing software. Do not use Excel or comparable spreadsheet programs. **Tables should not exceed page width of 41 picas or 17.5 cm.** Supply tables together in a separate file. Cite tables consecutively in the text, and number them in that order. Key each on a separate sheet, include the table title, appropriate column heads, and explanatory legends (including definitions of any abbreviations used). **Do not embed tables within the body of the manuscript.** They should be self-explanatory and should supplement, rather than duplicate, the material in the text.

**Digital Figures:** All electronic art can be submitted through the Web-based tracking system <http://www.turkishneurosurgery.org.tr>.

**1. Format:** Electronic art should be created/scanned and saved and submitted either as a **JPEG file**.

**2. Sizing and Resolution:** Line art must have a resolution of at least 1200 dpi (dots per inch), and electronic photographs, radiographs, CT scans, and scanned images must have a resolution of at least 300 dpi. Figures should be sized to fit either 1 column (20 picas/8.4 cm), 1 1/2 columns (30 picas/12.65 cm OR 2 columns (41 picas/17.5 cm) on a page. Sizing and Resolution can be checked through the free Sheridan Digital art checker at <http://dx.sheridan.com/online>

**3. Fonts:** If fonts are used in the artwork, they must be converted to paths or outlines or they must be embedded in the files. Fonts must be 8 pt and be sized consistently throughout the artwork. The best font to use is Helvetica.

**Figure legends:** Legends must be submitted for all figures. They should be brief and specific and less than 150 characters or approximately 50 words. List figure legends on a separate page at the end of the manuscript text.

**Color figures:** The journal accepts for publication color figures that will enhance an article. **Authors who submit color figures will receive an estimate of the cost for color reproduction.** If they decide not to pay for color reproduction, they can request that the figures be converted to black and white at no charge. The authors may also request that their color figures be posted online only.

**Plagiarism:** Manuscripts are investigated for possible plagiarism once they are accepted for possible publication. If an author receives a plagiarism notice regarding his/her manuscript, the corrections should be made within one month. If the Editorial Board detects any plagiarism on the second check after correction of the manuscript by the authors, the chief editor can reject the manuscript.

**Manuscript Checklist (before submission. For author reference only)**

1. Title page
  - Corresponding author designated, and full mailing address included on title page
  - E-mail address of corresponding author included on title page
  - Running head
  - Permission to reproduce copyrighted materials or signed patient consent forms
  - Acknowledgments listed for grants, technical support, and corporate support on title page
2. Structured abstract with key words (250 words)
3. Manuscript text with page numbers
4. Figure legends
5. Tables (Word, Wordperfect)
6. Figures (jpeg)
7. References double-spaced and cited in alphabetical order

**Letter to the Editor:** Letters to the Editor can also be submitted through Editorial Manager. Letters should refer to the title and authors of the article the letter is about and should be no longer than **300** words with no more than 3 references. Letters to the Editor are sent to the article authors for response. The Editor-in-Chief makes the final decision on whether letters to the editor and the responses are published.

**After Acceptance**

**Page proofs and corrections:** Corresponding authors will receive electronic page proofs to check the copyedited and typeset article before publication. Portable document format (PDF) files of the typeset pages and support documents (e.g., reprint order form) will be sent to the corresponding author via e-mail. Complete instructions for downloading and printing the files and for faxing the corrected pages to the publisher will be provided with the e-mail. Authors without an e-mail address will receive traditional page proofs. It is the author's responsibility to ensure that there are no errors in the proofs. Changes that have been made to conform to journal style will stand if they do not alter the author's meaning. Only the most critical changes of the accuracy of the content will be made. Changes that are stylistic or are a reworking of previously accepted material will not be allowed. The publisher reserves the right to deny any changes that do not affect the accuracy of the content. Authors may be charged for alterations to the proofs beyond those required to correct errors or to answer queries. Proofs must be checked carefully and corrections faxed within 24 to 48 hours of receipt, as requested in the cover letter accompanying the page proofs.

**Publisher's contact details:** Fax corrected page proofs, reprint order forms, and any other related materials to Journal Production Editor, Turkish Neurosurgery, +90 312 212 64 08. Color proofs should be returned to Journal Production Editor, Turkish Neurosurgery, Taşkent Caddesi 13/4, Bahçelievler-06500 Ankara, TURKEY

**Reprints:** Authors will receive a reprint order form and a price list with the page proofs. Reprint requests should be faxed with the corrected proofs, if possible. Reprints are normally shipped 6 to 8 weeks after publication of the issue in which the item appears. Contact the Reprint Department, Taşkent Caddesi 13/4, Bahçelievler-06500 Ankara, TURKEY

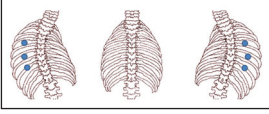


# CONTENTS

## REVIEWS

- 1** **General Approach to Spine Deformities**  
*Spinal Deformitelere Genel Yaklaşım*  
Mehmet Resid ONEN, Sait NADERI 
- 13** **Sagittal Balance in the Spine**  
*Omurgada Sagital Denge*  
Ali Fahir OZER, Tuncay KANER, Çağlar BOZDOĞAN 
- 20** **Lumbar Segmental Instability and Deformity**  
*Lomber Segmental İnstabilite ve Deformite*  
Tuncer SUZER 
- 29** **Congenital Scoliosis**  
*Konjenital Skolyoz*  
Celal Ozbek ÇAKIR, Süleyman R. ÇAYLI 
- 38** **Idiopathic Scoliosis**  
*İdiopatik Skolyoz*  
Onur YAMAN, Sedat DALBAYRAK 
- 53** **Adult Deformity**  
*Erişkin Deformite*  
Ali Fahir OZER, Tuncay KANER, Mehmet SENOL 
- 62** **Kyphosis: Diagnosis, Classification and Treatment Methods**  
*Kifoza Tanı, Gruplama ve Tedavi Yöntemleri*  
Onur YAMAN, Sedat DALBAYRAK 
- 75** **Iatrogenic Spinal Deformities**  
*İatrojenik Spinal Deformiteler*  
Tuncay KANER, Ali Fahir OZER, Cimen ELIAS 
- 84** **Dynamic and Dynamic-Hybrid Instrumentation in Deformity Surgery**  
*Deformite Cerrahisinde Dinamik ve Dinamik-Hibrid Enstrümantasyon*  
Tuğç OKTENOGU, Ali Fahir OZER 

98



**Endoscopic Approach to Treat Thoracal Spine Deformity**

*Endoskopik Torakal Deformite Cerrahisi*

Mehdi SASANI, Bilgehan SOLMAZ

107

**Rehabilitation After Surgery of the Spinal Deformity**

*Deformite Cerrahisi Sonrası Rehabilitasyon*

Nazan CANBULAT



115



**Overview of Complications**

*Komplikasyonlara Genel Bakış*

Celal Ozbek CAKIR, Suleyman CAYLI

Dear colleagues,

This “special issue” of Turkish Neurosurgery Journal was prepared for a detailed overview of deformity surgery. As we all know, spine surgery reached a very high level in our country and has been followed with respect from all around the world. We, the neurosurgeons, can perform all spinal operations from craniovertebral junction to sacrum with high success rates. However, deformity surgery has not gained interest as it deserved. In recent years, our colleagues has been performing very successful operations and reporting their data for deformity patients.

It is not good enough to have talent and skills to perform all different spinal surgical techniques. The anatomy, physiology, radiology and biomechanics of the spinal cord and all spine should be learned. We have to underline the importance of sagittal balance, spino-pelvic parameters, segmental instability and deformity and give more attention to these topics on meetings.

This “special issue” has been prepared to update and refresh our knowledge about those topics. **The subjects in this issue were previously published in Turkish for Turkish Neurosurgical Society.** The English version is aimed to share same topics with our colleagues from all around the world in International Basic Neurosurgery Course (IBNC).

The goal of this issue is certainly not to give a message as “all spine surgeons can deal with and treat deformity patients”. Because, the deformity surgery is a specific subgroup and needs more special and detailed knowledge and education. The objective of this issue is to underline some special points about deformity and to highlight specific knowledge for our colleagues who want to be involved in deformity surgery.

Best regards

Tuncer Suzer, M.D.  
Professor of Neurosurgery

Fahir Ozer, M.D.  
Professor of Neurosurgery