

# Turkish Neurosurgery

Official Journal of the Turkish Neurosurgical Society



*A Giant in Turkish Neurosurgery:  
Prof. Dr. Aykut Erbenzi (1929-2013)*

*Turkish and Islamic Art Museum: The Palace of  
Grand Vizier Ibrahim Pasha*

*Alterations in Plasma Metabolites During Acute  
Sleep Deprivation*

*Cerebral Organoids will Play an Essential Role  
in Understanding the Development of the Brain*

*Efficacy and Safety of Carmustine Wafers in  
the Treatment of Glioblastoma Multiforme:  
A Systematic Review*

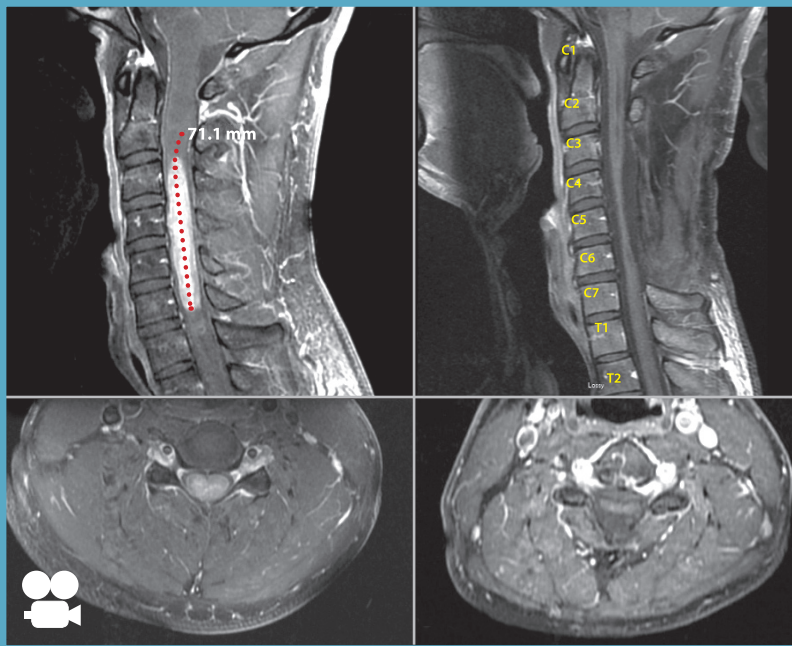
*I*diopathic Scoliosis

*B*alloon-Assisted Endovascular Treatment of  
Intracranial Dural Arteriovenous Fistulas

*M*anagement of Large Medial Sphenoid Wing  
Meningiomas: A Series of 178 Cases

*A*nalysis of the Serum Components in Acute  
Period After Subarachnoid Hemorrhage

*G*ross Total Resection of Large Cervical  
Intramedullary Ependymoma:  
Demonstration of Microsurgical Techniques





# Turkish Neurosurgery

Official Journal of the Turkish Neurosurgical Society

TURKISH NEUROSURGICAL SOCIETY

Volume: 24 Number: 5 Year: 2014

[www.turkishneurosurgery.org.tr](http://www.turkishneurosurgery.org.tr)

## PRESIDENTS

|                    |           |
|--------------------|-----------|
| Nurhan Avman       | 1985-1986 |
| Aykut Erbenği      | 1986-1987 |
| Özdemir Gürçay     | 1988-1988 |
| Tunçalp Özgen      | 1988-1989 |
| Yücel Kanpolat     | 1989-1990 |
| Osman E. Özcan     | 1990-1992 |
| Ertekin Arasil     | 1992-1993 |
| Yamaç Taşkın       | 1993-1995 |
| Yücel Kanpolat     | 1995-1996 |
| Nur Altınörs       | 1996-1997 |
| M. Kemali Baykaner | 1997-1998 |
| Kaya Aksoy         | 1998-2000 |
| Necmettin Pamir    | 2000-2002 |
| Nurcan Özdamar     | 2002-2004 |
| Selçuk Palaoğlu    | 2004-2006 |
| Mehmet Zileli      | 2006-2008 |
| Ethem Beşkonaklı   | 2008-2010 |
| Murad Bavbek       | 2010-2012 |
| Uğur Türe          | 2012-2014 |
| Zeki Şekerci       | 2014-     |

## EDITORS

|                     |           |
|---------------------|-----------|
| Tunçalp Özgen       | 1989-1989 |
| Yücel Kanpolat      | 1989-1990 |
| Osman E. Özcan      | 1990-1992 |
| Selçuk Palaoğlu     | 1992-1994 |
| Nur Altınörs        | 1994-1995 |
| Selçuk Palaoğlu     | 1995-1996 |
| Zafer Kars          | 1996-1998 |
| Kaya Aksoy          | 1998-2000 |
| Murad Bavbek        | 2000-2003 |
| Erdener Timurkaynak | 2003-2004 |
| Kemal Benli         | 2004-2006 |
| Hakan Caner         | 2007-2013 |
| Deniz Belen         | 2014-     |

Turkish Neurosurgery has been accepted  
for indexing in:  
SCIENCE CITATION INDEX EXPANDED  
INDEX MEDICUS, MEDLINE, PubMed,  
Scopus

Impact Factor\* : 0.529  
5yr-Impact Factor\* : 0.694

\*ISI Web of Knowledge<sup>SM</sup>, Journal Citation  
Reports®, 2013 JCR Science Edition

## Editor-in-Chief:

Deniz Belen : [turkishneurosurgery@gmail.com](mailto:turkishneurosurgery@gmail.com)

## Editor:

Cem Yılmaz : [cemerimiyilmaz@gmail.com](mailto:cemerimiyilmaz@gmail.com)

## Editors of Sections:

|                     |   |  |
|---------------------|---|--|
| Dattatraya Muzumdar | (Editor of Neurooncology Section)               | : <a href="mailto:dmuzumdar@hotmail.com">dmuzumdar@hotmail.com</a>               |
| Hidenori Kobayashi  | (Editor of Cerebrovascular Section)             | : <a href="mailto:hidek-fchs@kbh.biglobe.ne.jp">hidek-fchs@kbh.biglobe.ne.jp</a> |
| M. Kemali Baykaner  | (Editor of Pediatric Neurosurgery Section)      | : <a href="mailto:baykaner@yahoo.com">baykaner@yahoo.com</a>                     |
| Ali Fahir Özer      | (Editor of Spinal Surgery Section)              | : <a href="mailto:alifahirozer@gmail.com">alifahirozer@gmail.com</a>             |
| Minoru Fujiki       | (Editor of Neurotrauma Section)                 | : <a href="mailto:fujiki@oita-u.ac.jp">fujiki@oita-u.ac.jp</a>                   |
| Selçuk Peker        | (Editor of Stereotactic and Functional Section) | : <a href="mailto:selcuk@selcukpeker.com">selcuk@selcukpeker.com</a>             |

## Associate Editors:

|                      |  |                    |  |
|----------------------|--|--------------------|--|
| Selim Ayhan          | : <a href="mailto:selim_ayhan@yahoo.com">selim_ayhan@yahoo.com</a>     | Yusuf İzci         | : <a href="mailto:yizci@gata.edu.tr">yizci@gata.edu.tr</a>                   |
| Denizhan Divanlıoğlu | : <a href="mailto:ddivanlioglu@gmail.com">ddivanlioglu@gmail.com</a>   | Hakan Seçkin       | : <a href="mailto:hakanseckin@tr.net">hakanseckin@tr.net</a>                 |
| Hakan Emmez          | : <a href="mailto:hakanemmez@gmail.com">hakanemmez@gmail.com</a>       | Mustafa Onur Ulu   | : <a href="mailto:dronurulu@gmail.com">dronurulu@gmail.com</a>               |
| Salih Gülşen         | : <a href="mailto:salihgulsen07@gmail.com">salihgulsen07@gmail.com</a> | Ali Erdem Yıldırım | : <a href="mailto:alierdemyildirim@gmail.com">alierdemyildirim@gmail.com</a> |

## ADVISORY BOARD

|                                      |                                     |  |
|--------------------------------------|-------------------------------------|--|
| Feridun Acar, <i>Turkey</i>          | Ziya Gökaslan, <i>USA</i>           | Selçuk Peker, <i>Turkey</i>              |
| Gokhan Akdemir, <i>Turkey</i>        | Murat Günel, <i>USA</i>             | Guilherme Carvalhal Ribas, <i>Brasil</i> |
| Nejat Akalan, <i>Turkey</i>          | Murat Hancı, <i>Turkey</i>          | Concezio Di Rocco, <i>Italy</i>          |
| Ossama Al-Mefty, <i>USA</i>          | Juha Hernesniemi, <i>Finland</i>    | James T. Rutka, <i>Canada</i>            |
| Nur Altınörs, <i>Turkey</i>          | Servet İnci, <i>Turkey</i>          | Burak Sade, <i>Turkey</i>                |
| Nuri Arda, <i>Turkey</i>             | Juha E Jääskeläinen, <i>Finland</i> | Majid Samii, <i>Germany</i>              |
| Ali Arslantaş, <i>Turkey</i>         | Erkan Kaptanoğlu, <i>Turkey</i>     | Ali Savaş, <i>Turkey</i>                 |
| Emel Avcı, <i>Turkey</i>             | Feyza Karagöz Güzey, <i>Turkey</i>  | Daniel Sciubba, <i>USA</i>               |
| Şükrü Aykol, <i>Turkey</i>           | Takesi Kawase, <i>Japan</i>         | Laligam Sekhar, <i>USA</i>               |
| Mustafa K. Başkaya, <i>USA</i>       | Andrew H. Kaye, <i>Australia</i>    | Nathan Selden, <i>USA</i>                |
| Murad Bavbek, <i>Turkey</i>          | Memduh Kaymaz, <i>Turkey</i>        | İhsan Solaroğlu, <i>Turkey</i>           |
| Ahmet Bekar, <i>Turkey</i>           | M. Yaşar Kaynar, <i>Turkey</i>      | Robert F. Spetzler, <i>USA</i>           |
| Edward C. Benzell, <i>USA</i>        | Evren Keleş, <i>Turkey</i>          | Alparslan Şenel, <i>Turkey</i>           |
| Mustafa Berker, <i>Turkey</i>        | Kemal Koç, <i>Turkey</i>            | Sait Şirin, <i>Turkey</i>                |
| Ethem Beşkonaklı, <i>Turkey</i>      | Kadir Kotil, <i>Turkey</i>          | Necmettin Tanrıöver, <i>Turkey</i>       |
| Luis Borba, <i>Brasil</i>            | Talat Kırış, <i>Turkey</i>          | Morcos Tatagiba, <i>Germany</i>          |
| Kim Burchiel, <i>USA</i>             | Basant Kumar Misra, <i>India</i>    | Nicolas De Tribolet, <i>Switzerland</i>  |
| Paolo Capabianca, <i>Italy</i>       | Boris Kricshek, <i>Germany</i>      | Uğur Türe, <i>Turkey</i>                 |
| Fady Charbel, <i>USA</i>             | Ali Krisht, <i>USA</i>              | Tanju Uçar, <i>Turkey</i>                |
| Şükrü Çağlar, <i>Turkey</i>          | Jacques Morcos, <i>USA</i>          | Ağahan Ünlü, <i>Turkey</i>               |
| Mehmet Daneyemez, <i>Turkey</i>      | Melike Mut, <i>Turkey</i>           | Peter Vajkoczy, <i>Germany</i>           |
| Gilbert Deschambenoit, <i>France</i> | Sait Naderi, <i>Turkey</i>          | M. Gazi Yaşargil, <i>USA</i>             |
| İlhan Elmacı, <i>Turkey</i>          | Evandro de Oliveira, <i>Brasil</i>  | Selçuk Yılmazlar, <i>Turkey</i>          |
| Micheal Fehlings, <i>Canada</i>      | Kenji Ohata, <i>Japan</i>           | Mehmet Zileli, <i>Turkey</i>             |
| Atul Goel, <i>India</i>              | Necmettin Pamir, <i>Turkey</i>      | İbrahim M. Ziyal, <i>Turkey</i>          |

**Redaction:** Dr. Aydın Yuluğ, Aytaç Yıldızeli

**Secretary:** Mukadder Karakaya Çerçi, Nurhan Şen

**Plagiarism:** Hüseyin Körpeoğlu

**Web site design:** Pleksus Information Technology

# Turkish Neurosurgery

Volume: 24 Number: 5 Year: 2014

Official Journal of the Turkish Neurosurgical Society

Turkish Neurosurgery is published six times per year by the Turkish Neurosurgical Society (January, March, May, July, September, and November)

Owned and controlled by the Turkish Neurosurgical Society

Copyright owner on behalf of the Turkish Neurosurgical Society:  
**Zeki ŞEKERCI**

Publishing Manager:  
**Tanju UÇAR**

Key title: Turkish Neurosurgery  
Abbreviated key title: Turk Neurosurg  
[www.turkishneurosurgery.org.tr](http://www.turkishneurosurgery.org.tr)

**ISSN:** 1019-5149

**NLM ID:** 9423821

Subscription: Sent free to the Turkish Neurosurgical Society members.  
Non-members should contact the Society for subscription.

#### **Publishing Services**

BULUŞ DESIGN AND PRINTING SERVICES COMPANY  
Bahriye Üçok Caddesi 9/1 Beşevler, 06500 Ankara, Turkey  
Phone: +90 312 222 44 06 Fax: +90 312 222 44 07  
[www.bulustasarim.com.tr](http://www.bulustasarim.com.tr)

#### **Printed at**

Sonsöz Gazetecilik ve Matbaacılık Tic. Ltd. Şti.  
Matbaacılar Sanayi Sitesi 35. Cadde, No: 56 İvedik, Ankara, Turkey  
Phone: +90 312 394 57 71

This issue is published as: 1300 copies.

Printing Date: 23.09.2014

---

Turkish Neurosurgical Society  
Taşkent Caddesi 13/4 06500 Bahçelievler, Ankara/TURKEY  
Phone: +90 312 212 64 08 Fax : +90 312 215 46 26  
E-mail: [info@turknorosirurji.org.tr](mailto:info@turknorosirurji.org.tr)  
[www.turknorosirurji.org.tr](http://www.turknorosirurji.org.tr)  
[www.turkishneurosurgery.org.tr](http://www.turkishneurosurgery.org.tr)

---

Review of the articles in the journal to make sure they conform to publishing standards, typesetting, the review of English abstract and sources, getting the journal ready for publication and finally the publishing process has been the responsibility of Buluş Design and Printing Services Company.

The paper used to print this journal conforms to ISO 9706: 1994 standard (Requirements for Permanence).  
The National Library of Medicine suggests that biomedical publications be printed on acid-free paper (alkaline paper).



#### **ENVIRONMENTAL INFORMATION**

The company that manufactures the paper used in this journal has an ISO 14001 environmental management certificate. The company obtains all wood fiber in a sustainable manner. The forests and plantations of the company are certified. The water used in production is purified and used after recovery.

Heavy metals or film are not used for the publication of this journal. The fluids used for developing the aluminum printing templates are purified. The templates are recycled. The inks used for printing do not contain toxic heavy metals.

**This journal can be recycled. Please dispose of it in recycling containers.**

---

## INSTRUCTION TO THE AUTHORS

**Turkish Neurosurgery** is a peer-reviewed, multidisciplinary journal directed at an audience of neurosurgery physicians and scientists. The official language of the journal is *English*. The journal publishes original articles in the form of clinical and basic research. *Turkish Neurosurgery* will only publish studies that have institutional review board (IRB) approval and have strictly observed a sufficient follow-up period. With the exception of reference presentation, *Turkish Neurosurgery* requires that all manuscripts be prepared in accordance with the *Uniform Requirements for Manuscripts Submitted to Biomedical Journals*.

Turkish Neurosurgery periodically publishes the following papers: TurkishNeuro-Excursion, Original Investigation (Clinical and Experimental Studies), Review Article, Article with Videoclip, Case Report, Case Illustration, Technical Note, Historical Perspective and Letter to the Editor.

### Manuscript Submission

Authors are to submit their manuscripts through the Web-based tracking system at <http://www.turkishneurosurgery.org.tr>. The site contains instructions and advice on how to submit manuscripts, guidance on the creation/scanning and saving of electronic art, and supporting documentation. In addition to allowing authors to submit manuscripts on the web, the site allows authors to follow the progression of their manuscript through the peer review process. Authors who submit their manuscripts through the web-based tracking system are asked not to send hard copies of the manuscript to the editorial office. Please address all inquiries regarding manuscripts not yet accepted or published to the Journal's editorial office. The editorial office will acknowledge receipt of your manuscript and will send you a manuscript number for reference.

### Revised Submission

Author's comments to the reviewers are required for revised submissions. Authors must address the reviewer's concerns/suggestions and whether the change was made or not. Authors must also highlight the changes made within the text. Do not track the additions or deletions to the manuscript. If the Authors do not want to revise the manuscript within a period of *two months* the manuscript will automatically be declined.

**Patient anonymity and informed consent:** It is the author's responsibility to ensure that a patient's anonymity is carefully protected and to verify that any experimental investigation with human subjects reported in the manuscript was performed with informed consent and followed all the guidelines for experimental studies with human subjects required by the institution(s) with which all the authors are affiliated. Authors should mask patients' eyes, private parts and remove patients' names from all figures.

**Copyright:** All authors must sign a copy of the Journal's "**Copyright Transfer/Conflict of Interest and Device Status Form**" and submit it to the Editorial Office if the manuscript is accepted for publication in Turkish Neurosurgery. The authors of all published material must sign this form at the time of manuscript acceptance.

**Permissions:** Authors must submit written permission from the copyright owner (usually the publisher) to use direct quotations, tables, or illustrations that have appeared in copyrighted form elsewhere, along with complete details about the source. Any permissions fees that might be required by the copyright owner are the responsibility of the authors requesting use of the borrowed material and not the Turkish Neurosurgical Society.

### Preparation of Manuscript

Manuscripts that do not adhere to the following instructions WILL BE RETURNED to the corresponding author for technical revision before undergoing peer review.

**General format:** All manuscripts should be submitted in English, and formatted for standard 8 1/2 x 11-inch (21 x 28-cm) paper with at least a 1-inch (2.5 cm) margin on all sides and double-spaced.

**Style:** *Pattern manuscript style after the American Medical Association Manual of Style (9th edition), Stedman's Medical Dictionary (27th edition) and Merriam Webster's Collegiate Dictionary (10th edition)* should be used as standard references. Refer to drugs and therapeutic agents by their accepted generic or chemical names, and do not abbreviate them. Use code numbers only when a generic name is not yet available. In that case, supply the chemical name and a figure giving the chemical structure of the drug. Capitalize the trade names of drugs and place them in parentheses after the generic names. To comply with trademark law, include the name and location (city and state in USA; city and country outside USA) of the manufacturer of any drug, supply, or equipment mentioned in the manuscript. Use the metric system to express the units of measure and degrees Celsius to express temperatures, and SI units rather than conventional units.

**Submit the manuscript electronically via:**  
<http://www.turkishneurosurgery.org.tr> in the following order:

- 1) **Title page:** The title page should include:
  - (a) complete manuscript title (brief, definite and didactic),
  - (b) authors' full names, highest academic degrees, and affiliations,
  - (c) name and address for correspondence, including fax number, telephone number, and e-mail address,

- (d) address for reprints if different from that of corresponding author,
- (e) sources of support that require acknowledgement,
- (f) any other acknowledgement the authors wish to include. Please verify that the spelling, order, and affiliation of each author are correct.
- (g) the title page must be uploaded as a separate file

The Journal is not responsible for published misspelled names due to author error.

**A Running Head** should also appear in the title page. The running head should be no more than three to five words from the title, and should NOT include the authors' names.

## 2) Structured Abstract and Key Words.

The following subheads must be included in the Structured Abstract *only for clinical and experimental research papers*: **Aim (Background), Material and Methods, Results, Conclusion.** Do not cite references in the abstract, and limit the use of abbreviations and acronyms. The structured abstract must be **no more than 250 words.**

List **three to eight Key Words** after the *abstract*.

*Abbreviations* should be written after the keywords in the abstract. Abbreviations should be written within parentheses after writing the abbreviated phrase in full in the first instance in the text. They should be written without parentheses afterwards. For a list of standard abbreviations, consult the Council of Biology Editors Style Guide (available from the Council of Science Editors, 9650 Rockville Pike, Bethesda, MD 20814) or other standard sources.

It is not necessary to provide a structured abstract for submissions to the Turkish Neuro-Excursion, Review Article, Case Report, Case Illustration, Technical Note, Historical Perspective and Letter to the Editor sections.

## 3) Text: Organize the manuscript into five main headings:

**Introduction, Material and Methods, Results, Discussion, and Conclusion.**

For Clinical Trials, Experimental and Anatomic Studies as well as similar study designs, *please attach the Ethical Committee Approval Form to the manuscript submission.*

Define abbreviations at first mention in text and in each table and figure. If a brand name is cited, supply the manufacturer's name and address (city and state/country).

The number of words varies for different types of manuscripts:

*Turkish Neuro-Excursion*: The editor will invite connoisseurs for these special type of papers which may cover a broad spectrum in various fields of medicine, science, art, history, law as well as any important theme on actuality other than core neurosurgery. The number of words, figures, tables and references are not restricted.

*Original Investigation, Review, Article with Videoclip, and Historical Perspective*: The main text should not exceed 3500 words excluding the abstract, references, tables, and figure legends for original articles, including randomized controlled trials, observational (cohort, case-control or cross-sectional) studies, diagnostic accuracy studies, systematic reviews and meta-analyses, nonrandomized behavioral and public health intervention trials, experimental animal trials, or any other retrospective or prospective clinical or experimental studies and invited articles. Son satırda the number of figures, tables, videos and references are not restricted. The specifications for video files are given at part 6.

*Case Report*: Word count must not exceed 1000 (excluding references, tables, and figure legends). Case reports cannot have more than 4 authors, 15 references, and 4 figures or tables.

*Case Illustration*: The number of words must not exceed 500 (excluding references, tables, and figure legends). There is a restriction for only 2 figures and 10 references.

*Technical Note*: The number of words must not exceed 1000, and there should not be more than 4 authors or 15 references. The number of figures and tables are not restricted.

*Letter to the Editor*: These can also be submitted through Editorial Manager. Letters should refer to the title and authors of a recent *Turkish Neurosurgery* article. The letter should be no longer than 300 words with no more than 3 references. Unpublished data should not be used Letters to the Editor are sent to the article authors for response. The Editor-in-Chief makes the final decision on whether letters to the editor and the responses are published.

**Terms**: Do not use the term hardware. Acceptable substitutions include implants and instrumentation. Constructs or montage may be used if the reference is to a particular pattern of fixation points for the instrumentation.

## 4) References:

The authors are responsible for the accuracy of the references. Key the references (double-spaced) at the end of the manuscript. Cite references in text in *alphabetical order within parentheses*. Do not link the references to the text. Cite unpublished data, such as papers submitted but not yet accepted for publication or personal communications, in parentheses in the text. List all the authors of the reference. Refer to the List of Journals Indexed in Index Medicus for abbreviations of journal names, or access the list at "<http://www.nlm.nih.gov/tsd/serials/lji.html>" Sample references are given below:

### A. Journal article

Guiot BH, Khoo LT, Fessler RG: A minimally invasive technique for decompression of the lumbar spine. *Turkish Neurosurgery* 27: 432-438, 2002

### B. Additional example

Altınörs N, Kars Z, Arda N, Şenveli E, Türker A, Çınar N: Spinal extradural metastasis of medulloblastoma. Turk Neurosurg Suppl (veya ek) 1: 144, 1989

### C. Book chapter

Sweitzer S, Arruda J, DeLeo J: The cytokine challenge: Methods for the detection of central cytokines in rodent models of persistent pain. In: Kruger L (ed), Methods in Pain Research. Boca Raton, FL: CRC Press, 2001: 109-132

### D. Entire book

Atlas SW: Magnetic Resonance Imaging of the Brain and Spine. Philadelphia: Lippincott Williams & Wilkins, 2001

### E. Example of thesis

Kanpolat Y: Trigeminal ganglion deneyisel perkütan giriş ve radyofrekans termik lezyonun histopatolojik değerlendirilmesi (Doçentlik tezi), Ankara: Ankara Üniversitesi, 1978:1- 52

### F. Software

Epi Info [computer program]. Version 6. Atlanta: Centers for Disease Control and Prevention, 1994

### G. Online journals

Friedman SA. Preeclampsia: A review of the role of prostaglandins. Obstet Gynecol [serial online]. January 1988;71:22-37. Available from: BRS Information Technologies, McLean, VA. Accessed December 15, 1990

### H. Database

CANCERNET-PDQ [database online]. Bethesda, MD: National Cancer Institute, 1996. Updated March 29, 1996

### I. World Wide Web

Gostin LO. Drug use and HIV/AIDS [JAMA HIV/AIDS web site]. June 1, 1996. Available at: <http://www.ama-assn.org/special/hiv/ethics>. Accessed June 26, 1997

## 5) Tables and Figures:

**Tables:** Create tables in **word format** using the table creating and editing feature of your word processing software. Do not use Excel or comparable spreadsheet programs. **Tables should not exceed page width of 41 picas or 17.5 cm.** Supply tables together in a separate file. Cite tables consecutively in the text, and number them in that order. Key each on a separate sheet, include the table title, appropriate column heads, and explanatory legends (including definitions of any abbreviations used). **Do not embed tables within the body of the manuscript.** They should be self-explanatory and should supplement, rather than duplicate, the material in the text.

**Digital Figures:** All electronic art can be submitted through the Web-based tracking system "<http://www.turkishneurosurgery.org.tr>"

**A. Format:** Electronic art should be created/scanned and saved and submitted either as a **JPEG file**.

## B. Sizing and Resolution:

Line art must have a resolution of at least 1200 dpi (dots per inch).

Electronic photographs, radiographs, CT scans, and scanned images must have a resolution of at least 300 dpi.

Figures should be sized to fit either 1 column (20 picas/8.4 cm), 1 1/2 columns (30 picas/12.65 cm OR 2 columns (41 picas/17.5 cm) on a page.

Sizing and Resolution can be checked through the related web-based programs or softwares.

**C. Fonts:** If fonts are used in the artwork, they must be converted to paths or outlines or they must be embedded in the files. Fonts must be 8 pt and be sized consistently throughout the artwork. The best font to use is Helvetica.

**Figure legends:** Legends must be submitted for all figures. They should be brief and specific and less than 150 characters or approximately 50 words. List figure legends on a separate page at the end of the manuscript text.

**Color figures:** The journal accepts color figures with free of charge which will enhance the quality of an article.

## 6) Videos:

Videos will be published as a part of "Article with Videoclip" manuscripts. Videoclips must be the property of author(s). The copyright issues are similar to the other parts of the Turkish Neurosurgery Journal that was aforementioned. These videoclips may replace of a figure or figures of an article. They must include an embedded audio narration and subtitles in English. The proper formats are .avi, .mpeg and .mp4. The file size is restricted to a maximum of 40 MB. The runtime should not be longer than 10 minutes. To upload a video more than mentioned size, please contact with the editorial office.

## 7) Research Reporting Guidelines:

The authors should consult the following guidelines\* in accordance with the type of research.

- A. Consolidated Standards of Reporting Trials (CONSORT) for randomized trials.
- B. Preferred Reporting Items for Systematic Reviews and Meta-Analyses (PRISMA) for systematic reviews and meta-analyses.
- C. Meta-Analysis of Observational Studies in Epidemiology (MOOSE) for observational studies of systematic reviews and meta-analyses.
- D. Strengthening the Reporting of Observational Studies in Epidemiology (STROBE) for observational articles.
- E. Standards for the Reporting of Diagnostic Accuracy Studies (STARD) for the studies of diagnostic accuracy.

\*It is possible for the authors to reach these guidelines through internet.

## 8) Plagiarism:

Manuscripts are investigated for possible plagiarism once they are accepted for possible publication. If an author

receives a plagiarism notice regarding his/her manuscript, the corrections should be made within one month. If the Editorial Board detects any plagiarism on the second check after correction of the manuscript by the authors, the chief editor can reject the manuscript.

#### After Acceptance

**Page proofs and corrections:** Corresponding authors will receive electronic page proofs to check the copyedited and typeset article before publication. Portable document format (PDF) files of the typeset pages and support documents (e.g., reprint order form) will be sent to the corresponding author via e-mail. Complete instructions for downloading and printing the files and for faxing the corrected pages to the publisher will be provided with the e-mail. Authors without an e-mail address will receive traditional page proofs. It is the author's responsibility to ensure that there are no errors in the proofs. Changes that have been made to conform to journal style will stand if they do not alter the author's meaning. Only the most critical changes of the accuracy of the content will be made. Changes that are stylistic or are a reworking of previously accepted material will not be allowed. The publisher reserves the right to deny any changes that do not affect the accuracy

of the content. Authors may be charged for alterations to the proofs beyond those required to correct errors or to answer queries. Proofs must be checked carefully and corrections faxed within 24 to 72 hours of receipt, as requested in the cover letter accompanying the page proofs.

**Publisher's contact details:** Fax or e-mail corrected page proofs, and any other related materials to Journal Production Editor, Türk Nöroşirürji Derneği, Taşkent Caddesi 13/4, Bahçelievler-06500 Ankara, TURKEY.  
Phone: +90 312 212 64 08 Fax: +90 312 215 46 26

**Reprints:** Reprint requests should be faxed or e-mailed with the corrected proofs by the corresponding author, if needed. Reprints are normally shipped 6 to 8 weeks after publication of the issue in which the item appears. Contact with the Publisher: Bulus Tasarım, Bahriye Üçok Caddesi 9/1, Beşevler, Ankara, TURKEY.  
Phone: +90 312 222 44 06 Fax: +90 312 222 44 07  
e-mail: bulus@bulustasarim.com.tr

The price for 2 sets of Hardcopy journal + shipping is approximately\* 100 TL (~35 EUR).

*\*Depend on shipping cost. Please contact Bulus Tasarım.*

#### Manuscript Checklist (before submission. For author reference only)

1. Title page
  - Title (brief, definite, didactic)
  - Corresponding author designated, and full mailing address included on title page
  - E-mail address of corresponding author included on title page
  - Running head
  - Permission to reproduce copyrighted materials or signed patient consent forms
  - Acknowledgements listed for grants, technical support, and corporate support on title page
2. Structured abstract with key words (250 words)
3. Manuscript text with page numbers (without author names and affiliations)
4. Figure legends
5. Tables (Word, Wordperfect)
6. Figures (jpeg)
7. Videos (avi, mpeg, mp4)
8. References double-spaced and cited in alphabetical order

## HISTORICAL PERSPECTIVE

- 623** **A Giant in Turkish Neurosurgery: Prof. Dr. Aykut Erbenği (1929-2013)**  
*Türk Nöroşürürjisinde Bir Dev: Prof. Dr. Aykut Erbenği (1929-2013)*  
Servet INCI



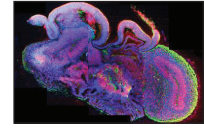
## TURKISH NEURO-EXCURSION

- 628** **Turkish and Islamic Art Museum: The Palace of Grand Vizier Ibrahim Pasha**  
*Türk ve İslam Eserleri Müzesi: Makbul ve Maktul İbrahim Paşa'nın Sarayı*  
Pınar ASAL



- 635** **Alterations in Plasma Metabolites During Acute Sleep Deprivation**  
*Ani Uykü Yoksunluğunda Plazma Metabolit Düzeylerindeki Değişimler*  
Mustafa Onur ULU

- 637** **Cerebral Organoids will Play an Essential Role in Understanding the Development of the Brain**  
*Serebral Organoidler Beyin Gelişimini Anlamada Önemli Bir Rol Oynayabilir*  
Deniz BELEN



## REVIEW

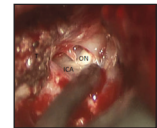
- 639** **Efficacy and Safety of Carmustine Wafers in the Treatment of Glioblastoma Multiforme: A Systematic Review**  
*Glioblastoma Multiforme Tedavisinde Karmustin Gofretlerinin Etkinlik ve Güvenirliği: Sistematik Bir Derleme*  
Yun-Dong ZHANG, Ruo-Yi DAI, Zhuo CHEN, Yi-Hua ZHANG, Xu-Zhi HE, Ji ZHOU

- 646** **Idiopathic Scoliosis**  
*İdiyopatik Skolyoz*  
Onur YAMAN, Sedat DALBAYRAK

## ORIGINAL INVESTIGATIONS

- 658** **Balloon-Assisted Endovascular Treatment of Intracranial Dural Arteriovenous Fistulas**  
*İntrakraniyal Dural Arteriovenöz Fistüllerin Balon Yardımlı Endovasküler Tedavisi*  
Xiaochuan HUO, Youxiang LI, Chuhan JIANG, Zhongxue WU

- 664** **Management of Large Medial Sphenoid Wing Meningiomas: A Series of 178 Cases**  
*Büyük Medial Sfenoid Kanat Menenjiyomlarının Yönetimi: 178 Olguluk Bir Seri*  
Ji ZHANG, Rajendra SHRESTHA, Bo-Wen CAI, Pei-Zhi ZHOU, You-Ping LI, Shu JIANG



- 672** **Analysis of the Serum Components in Acute Period After Subarachnoid Hemorrhage**  
*Subaraknoid Kanama Sonrası Akut Dönemde Serum Bileşenleri Analizi*  
Tomasz TYKOCKI, Kacper KOSTYRA, Krzysztof BOJANOWSKI, Bogusław KOSTKIEWICZ

**679** **Prognostic Factors Obtained from Long-Term Follow-up of Pituitary Adenomas and Other Sellar Tumors**

*Hipofiz Adenomları ve Diğer Sellar Tümörlerin Uzun Süreli Takiplerinden Elde Edilen Prognostik Faktörler*

Halit DIRI, Ersin OZASLAN, Ali KURTSOY, Bulent TUCER, Yasin SIMSEK, Figen OZTURK, Ahmet Candan DURAK, Fahri BAYRAM

**688** **Primary Non-Necrotizing Granulomatous Hypophysitis Mimicking Pituitary Adenomas**

*Hipofiz Adenomlarını Taklit Eden Primer Non-Nekrotizan Granülomatöz Hipofizitler*

Ali Erdem YILDIRIM, Denizhan DIVANLIOGLU, Nuri Eralp CETINALP, Sevinc SAHIN, Sezer KULACOGLU, Ahmed Deniz BELEN

**695** **Emergency Microsurgery for Aneurysmal Subarachnoid Hemorrhage Coexisting with Brain Hernia**

*Bein Herniasyonuna Eşlik Eden Aneurizmal Subaraknoid Kanama İçin Acil Mikrocerrahi*

Tian-Shu LU, Jing-Yu GUAN, Chun-Li AN

**699** **Antimicrobial Prophylaxis at the Neurosurgical Department of a Major Hospital in China: Compare of Cross-Sectional Studies**

*Çin’de Büyük Bir Hastanede Nöroşirürji Bölümünde Antimikrobiyal Profilaksi: Çapraz Kesit Çalışmalarının Karşılaştırılması*

Cong WU, Chaohua YANG, Min HE, Chao YOU

**704** **The Effects of Topiramate Therapy on Cerebral Metabolism in Migraine with Aura Patients**

*Auralı Migren Hastalarında Topiramat Tedavisinin Serebral Metabolizma Üzerine Etkileri*

Omer KARADAS, Hakan Levent GUL, Bilgin OZTURK, Erdal EROGLU, Seref DEMIRKAYA

**710** **Intra- and Post-operational Changes in Pupils Induced by Local Application of Cisternal Papaverine During Cerebral Aneurysm Operations**

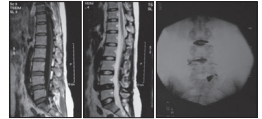
*Serebral Aneurizma Ameliyatları Sırasında Lokal Sisternal Papaverin Uygulaması ile İndüklenen İntra ve Postoperatif Gözbebeği Değişiklikleri*

Wei ZHOU, Chunxiao MA, Chao HUANG, Zhaoyue YAN

**713** **Experience with the Second-Generation Wallis Interspinous Dynamic Stabilization Device Implanted in Degenerative Lumbar Disease: A Case Series of 50 Patients**

*Dejeneratif Lomber Hastalıkta İmlante Edilen İkinci Nesil Wallis İnterspinöz Dinamik Stabilizasyon Cihazı Deneyimi: 50 Hastalık Bir Olgu Serisi*

Bing PAN, Zhi-Jing ZHANG, Yi-Sheng LU, Wen-Gen XU, Chu-Di FU



**720** **Results of the Transsternal Approach to Cervicothoracic Junction Lesions**

*Servikotorasik Bileşke Lezyonlarına Transsternal Yaklaşımın Sonuçları*

Sedat DALBAYRAK, Onur YAMAN, Mesut YILMAZ, Sait NADERI

**726** **May “Dubel” be a Solution for Pullout Problem of the Pedicle Screws at Osteoporotic Spine?**

*“Dubel” Osteoporotik Omurgadaki Pedikül Vidası Sıyrılmalarına Çözüm Olabilir mi?*

Ertugrul CAKIR, Eylem Eren EYUBOGLU, Ugur YAZAR, Gurkan GAZIOGLU, Ali Riza GUVERCIN, Suleyman BAYKAL



**The Role of a Single Nucleotide Polymorphism of the Matrix Metalloproteinase-1 Gene Promoter Region in Invasion and Prognosis of Meningiomas**

731

*Menijiyomlu Hastalarda Matris Metalloproteinaz-1 Geni Promotor Bölgesi Tek Nükleotid Polimorfizminin İnvazyon ve Prognozdaki Rolü*

Mustafa EFENDIOGLU, Recep BASARAN, Omer Faruk BAYRAK, Nejat ISIK, Tuncay KANER, Fikretin SAHIN, Bulent GUCLU, Ilhan ELMACI

**Choice for the Removal of Bloody Cerebrospinal Fluid in Postcoiling Aneurysmal Subarachnoid Hemorrhage: External Ventricular Drainage or Lumbar Drainage?**

737

*Koillenmiş Anevrizmal Subaraknoid Kanamada Kanlı Beyin Omurilik Sıvısı Uzaklaştırma Seçeneği: Eksternal Ventriküler Drenaj ya da Lomber Drenaj*

Chongran SUN, Hanggen DU, Lichun YIN, Min HE, Yong TIAN, Hongyu LI

**Expression of Heat Shock Proteins in Brain Tumors**

745

*Beyin Tümörlerinde Isı Şok Proteinlerinin Ekspresyonu*

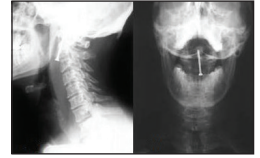
George A ALEXIOU, Achilleas KARAMOUTSIOS, George LALLAS, Vasilios RAGOS, Ann GOUSSIA, Athanasios P KYRITSIS, Spyridon VOULGARIS, George VARTHOLOMATOS

**Clinical Results of Anterior Odontoid Screw Fixation for Type II Odontoid Fractures**

750

*Odontoid Tip II Kırıklarında Anterior Odontoid Vida Fiksasyon Uygulanan Olguların Klinik Sonuçları*

Fatih KESKIN, Cengiz GOMLEKSIZ, Mehdi SASANI, Tunc OKTENOGU, Tuncer SUZER, Ali Fahir OZER



**Evaluating the Diagnostic Accuracy of CT Perfusion in Patients with Cerebral Vasospasm After Aneurysm Rupture: A Meta-Analysis**

757

*Anevrizma Rüptüründen Sonra Serebral Vazospazmlı Hastalarda BT Perfüzyonun Tanısal Doğruluğunun Değerlendirilmesi: Bir Meta Analiz*

Haogeng SUN, Hanmei ZHANG, Junpeng MA, Yi LIU, Chao YOU

**ARTICLE WITH VIDEOCLIP**



**Gross Total Resection of Large Cervical Intramedullary Ependymoma: Demonstration of Microsurgical Techniques**

763

*Büyük Servikal Omurilik Ependimomunun Mikrocerrahi Teknik ile Gross Total Çıkarılması: Mikrocerrahi Teknik Demonstrasyonu*

Ulas CIKLA, Christopher BAGGOTT, Mustafa BASKAYA

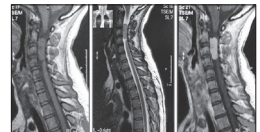
**CASE REPORTS**

**A Rare Pattern of Angiogenesis in Meningiomas: Glomeruloid Microvascular Proliferation**

765

*Menijiyomlarda Nadir Görülen Bir Anjiyogenez Paterni: Glomerüloid Mikrovasküler Proliferasyon*

Nilufer ONAK KANDEMİR, Zubeyde ILKE NARLI, Murat KALAYCI, Sukru Oguz OZDAMAR



**A Rare Case of Chondroma of Falx Cerebri**

770

*Nadir Bir Falks Serebri Kondromu*

Anqi XIAO, Zhenlin LI, Xin HE, Chao YOU

### **A Wandering Intravascular Scalpel Fragment After Lumbar Discectomy: A Case Report**

774

*Lomber Diskektomi Sonrası Damar İçinde Dolaşan Bistüri Parçası: Olgu Sunumu*

Adem Bozkurt ARAS, Omer Faruk OZKAN, Timucin ALAR, Adile OZKAN, M. Kasım ARIK, Sule KOSAR, Bahadır KIRILMAZ, Betül KIZILDAG, Tarık AKMAN, Tolga KURT, Bahadır ALKAN, Mustafa SACAR, Murat COSAR



### **Pial Arteriovenous Fistulas Associated with Multiple Aneurysms Presenting as Intracerebral Hemorrhage: A Case Report**

778

*İntraserebral Kanama Olarak Ortaya Çıkan Çoklu Anevrizmalar ile İlişkili Pial Arteriyovenöz Fistüller: Bir Olgu Sunumu*

Wu CAI, Jianping GONG, Bochao CHENG, Fang QIAO, Wei ZHANG, Qing ZHU, Qing LAN

### **Cerebral Infarction Caused by Pituitary Apoplexy: Case Report and Review of Literature**

782

*Pitüiter Apopleksiye Bağlı Beyin İnfarktüsü: Olgu Sunumu ve Literatürün Gözden Geçirilmesi*

Chenxi ZHANG, Feng FENG, Yicheng ZHU, Renzhi WANG, Bing XING

### **Extracranial Spheno-Ethmoidal Sinus Meningioma: Case Report**

788

*Ekstrakraniyal Sfeno-Etmoidal Sinüs Menenjiyomu: Olgu Sunumu*

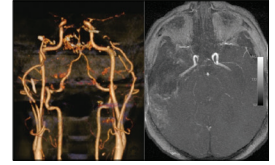
Ryosuke MORI, Luigi Maria CAVALLO, Elia GUADAGNO, Alessia IMPERATO, Yuichi MURAYAMA, Paolo CAPPABIANCA

### **A Case of Fatal Late Vasospasm in a Patient with a Recurrent, Supratentorial Rhabdoid Primitive Neuroectodermal Tumor: Possible Molecular Implications**

793

*Tekrarlayan Supratentoriyal, Rabdoid Primitif Nöroektodermal Tümörlü Bir Hastada Ölümcül Geç Vazospazm Olgusu: Olası Moleküler Yansımalar*

Massimo MISCUSI, Luca De MARTINO, Manila ANTONELLI, Giorgio MANGINO, Luca RICCIARDI, Gianpaolo SPINELLI, Stefano FORCATO, Antonella CALOGERO, Vincenzo PETROZZA, Giuseppe RAGONA, Antonino RACO



### **A Case of Primary Dural Lymphoma: Diffuse Large B-Cell Type**

799

*Bir Primer Dural Lenfoma Olgusu: Difüz Büyük B-Hücre Tipi*

Won Hee LEE, Bomi KIM, Moo Seong KIM

### **Primary Diffuse-Type Tenosynovial Giant Cell Tumor of the Spine: A Report of 3 Cases and Systemic Review of the Literature**

804

*Omurganın Primer Difüz Tip Tenosinovyal Dev Hücreli Tümörü: 3 Olgu Bildirimi ve Literatürün Sistemik Gözden Geçirilmesi*

Kai WANG, Bin ZHU, Shaomin YANG, Zhongjun LIU, Miao YU, Xiaoguang LIU

### **Adenoid Cystic Carcinoma in the Cavernous Sinus Diagnosed with the Endoscopic Endonasal Approach**

814

*Endoskopik Endonazal Yaklaşımla Tanı Alan Kavernoöz Sinüs Adenoid Kistik Karsinomu*

Yasuhiko HAYASHI, Masayuki IWATO, Daisuke KITA, Katsuyoshi MIYASHITA, Tomokazu YOSHIZAKI, Jun-ichiro HAMADA

## Editorial Notice

Dear Colleagues,

About 30 medical journals published in our country are included in SCI-Expanded. The Web of Science evaluation has reported the impact factor of Turkish Neurosurgery as 0.529. This value was determined using the references made to the publications of 2013. According to this result, our journal occupies 8<sup>th</sup> rank in the abovementioned issue. I would like to congratulate all authors who contributed to the success of our journal, the referees who provided the evaluations, and also those who contributed on behalf of the editorial board.

We have limited the video presentation to be added to articles to 40 MB but we plan to increase this capacity in the future. I would like to remind the authors that they can use the <https://www.wetransfer.com/> address when they need to upload a file above this limit.

We continue to introduce valuable historical monuments of Istanbul in the neuroexcursion section. This issue presents the Turkish and Islamic Art Museum in the Palace of Ibrahim Pasha that hosts a large number of valuable works. You will find interesting news on basic neurosciences in the same section.

I respectfully look forward to seeing you all again in the next issue.

**Deniz BELEN**